



# High Performance Doorsets

For Hospitals, clinics, medical  
centres and retirement homes

Hygienic, anti-bacterial, safe, robust & quiet



# Health & Medical

## Innovative Doorsets for the Health & Medical Industry

Our culture of innovation is illustrated perfectly by our products for use in healthcare & medical environments, which includes class leading acoustic performance & fire certified doorsets.

---

### Hygienic & Bacterial finishes

All our fire rated doorsets can be specified with a laminated finish for quick & easy cleaning & an anti-bacterial coating that's inherently resistant to germs & disease transmission. Anti-bacterial finishes for our acoustic & fire rated doorsets are available. Our Stainless steel glazing includes a flush sealing bead system to resist the most aggressive cleaning products. It is perfect for situations where hygiene is a priority.

---

### Fire Resistance

Our fire rated doorsets & our acoustic range can be specified with choice of finishes including Acrovyn & stainless steel kick/push plates. With a choice of 30 & 60 minute fire rating - & available on single & double doors / swinging or single acting doors - we're sure we have the range of products to suit your project. We also propose various access control options fully compliant with our fire rated certificates. Through visible or concealed electromagnetic devices connected to the fire alarm, our doors can be held in the open position. In the event of a fire, doors will assume closed position.

---

### Quiet & Confidential

Our acoustic rated doorsets are specified for doctors surgeries & health centres. Soundproofing ensures the doctor's confidential consultation remains private. Our higher rated products are used successfully in specialist areas such as meeting rooms, prayer rooms & birthing suites.



**Doors for  
Administration  
Offices &  
Meeting Rooms**



**Doors for  
Treatment &  
Consultation  
Rooms**



**Doors  
for Public  
Passages**



**Doors  
for Clinics  
& Wards**



# Doors for **Clinics & Wards**



Bespoke doorset solutions with high quality anti-bacterial High Pressure Laminate finishes.



- Selection of acoustic performance from Rw 32 to Rw 39 dB combined with EI 30/EI60 Class E & A fire rated doorsets as per SANS. This quiet environment helps patients to relax & is beneficial for pain & stress relief.
- Protection plates & high quality hardware (door closers, mechanical lock, motorised lock, striking plates...
- Different glazing's & ventilation grills are available for satisfying lightning, visual inspection & ventilation requirements.
- Maximum free passage 1200 as a single door leaf & 930 + 530 as double door leaves to ensure extra wide clear passage widths for moving clinical beds in & out.
- Selection of High Pressure Laminates are also sanitised to prevent the spread of viruses (anti-bacterial treatment).
- Frames are available in wood or steel mono block for dry partition or conventional brick construction.

## EUROFLAM

		Number of leaves	Wood Frame	Metal Frame	Smoke seals	Fire Rating	Leaf thickness (mm)	Max leaf height (mm)	Max leaf width (mm)
SINGLE ACTING	EUROFLAM EI30	1	•	•	•	EI30/FD30	40	2500	1230
		2	•	•	•	EI30/FD30	40	2500	930 + 930
	EUROFLAM EI60	1	•	•	•	EI60/FD60	51	2250	1230
		2	•	•	•	EI60/FD60	51	2250	1030 + 1030

## CLUB

		Number of leaves	Acoustic rating (Rw dB)	Wood Frame	Metal Frame	Smoke seals	Fire Rating	Leaf thickness (mm)	Max leaf height (mm)	Max leaf width (mm)
CLUB	CLUB 30	1	32	•	•	•	EI30/FD30	40	2500	1230
		2	32	•	•	•	EI30/FD30	40	2500	930 + 930
	CLUB 36	1	37	•	•	•	EI30/FD30	40	2500	1230
		2	37	•	•	•	EI30/FD30	40	2500	930 + 930
	CLUB 39	1	41	•	•	•	EI30/FD30	40	2500	1230
		2	39	•	•	•	EI30/FD30	40	2500	930 + 930
ALTO	EUROFLAM EI60 35	1	35	•	•	•	EI60/FD60	51	2250	1230
		2	35	•	•	•	EI60/FD60	51	2250	1030 + 1030



# Doors for **Public Passages**



Single or double acting fire resistant doorsets for evacuation in one or two directions, usually held open double acting doors close automatically in the event of a fire.



## Wooden Single Acting Swing Doors

Opens in one direction, these doors will automatically close to facilitate patients and staff escape from the building.



- Fire doors EI 30/EI60 Class E & A as per SANS connected to the fire alarm system.
- Different glazing shapes/sizes are available
- Selection of High Pressure anti-bacterial Laminates.
- Stainless steel protection plates protect the door leaf from damage.
- Different locking systems available with code/card reader.
- Frames are available in wood or steel mono block for dry partition or conventional brick construction.

EUROFLAM		Number of leaves	Wood Frame	Metal Frame	Smoke seals	Fire Rating	Leaf thickness (mm)	Max leaf height (mm)	Max leaf width (mm)
SINGLE ACTING	EUROFLAM EI30	1	•	•	•	EI30/FD30	40	2500	1230
		2	•	•	•	EI30/FD30	40	2500	930 + 930
	EUROFLAM EI60	1	•	•	•	EI60/FD60	51	2250	1230
		2	•	•	•	EI60/FD60	51	2250	1030 + 1030



## Wooden Double Acting Swing Doors

Opens in two directions, allowing free passage for corridor & escape routes. For passages of frequent travel in both directions, or where medical professionals frequently push trolleys or beds through, Huet swing doors can freely open in both directions allowing free passage. Euroflam EI 30 & EI 60 Swinging doors.



- Fire doors EI 30/EI60 Class E & A as per SANS connected to the fire alarm system.
- Available in single or double leaf doorsets with a self closing system.
- Locking systems available.

EUROFLAM SWINGING DOORS		Number of leaves	Wood Frame	Metal Frame	Smoke seals	Fire Rating	Leaf thickness (mm)	Max leaf height (mm)	Max leaf width (mm)
DOUBLE ACTING	SWINGING EI30	1	•	•		EI30/FD30	50	2250	1030
		2	•	•		EI30/FD30	50	2250	1030 + 1030
	SWINGING EI60	1	•	•		EI60/FD60	51	2500	1100
		2	•	•		EI60/FD60	51	2500	1100 + 1100

# Doors for Treatment & Consultation Rooms





Today's hospitals and medical centres have to comply with strict legislation and endure heavy usage with minimum maintenance. Huet's comprehensive range of healthcare doors for A&E, operating theatres, intensive care units, patient wards and X-ray rooms can be utilized with confidence.



## X Ray Doors

### Radiation Proof Doors

Effectively avoid radiation leakage, ensuring staff & patients kept safe & secure. Radiation proof doors are for radiology departments such as X Ray & CT check rooms. These doors prevent radiation leakage & avoid the danger caused by the radioactivity to staff & patient.



- Easy to clean.
- Radiation proof.
- Glazing available.

X RAY DOOR		Number of leafs	Wood Frame	Smoke seals	Leaf thickness (mm)	Max leaf height (mm)	Max leaf width (mm)
	<b>ARX</b>	1			40	2250	1030
		1	•	•	40	2250	1030 + 1030



## Encapsulated Doors

### Clean Rooms Doors

Huet encapsulated door (FD30/Class E) this is an extremely tough, clean and water resistant door. This material is ideal for demanding environments where performance and hygiene is crucial.



- Bacteria & water resistant.
- Fire resistant.
- Impact resistant.
- Vision panels available with flush stainless steel beads.

EUROFLAM		Number of leafs	Wood Frame	Metal Frame	Smoke seals	Fire Rating	Leaf thickness (mm)	Max leaf height (mm)	Max leaf width (mm)
	<b>EUROFLAM ENCAPSULATED</b>	1	•	•	•	EI30/FD30	40	2340	1070



## Acoustic Doors

### Quiet & Confidential Environment

Our highest rated acoustic doors are suitable for specialist areas such as birthing suites.



- Fire Rating EI30 E Class.
- Anti-bacterial laminates to prevent cross infection.
- Available with different access control systems.
- With a large variety of glazing shapes.

CHORUS		Number of leafs	Acoustic rating (Rw dB)	Wood Frame	Metal Frame	Smoke seals	Fire Rating	Stability	Leaf thickness (mm)	Max leaf height (mm)	Max leaf width (mm)
CHORUS	CHORUS 42	1	42	•	•	•	EI30/FD30	3c	40	2500	1230
		2	42	•	•	•	EI30/FD30	3c	40	2500	930 + 930
	CHORUS 46	1	46	•		•	EI30/FD30	3c	51	2500	1060
		2	46	•		•	EI30/FD30	3c	51	2500	1180 + 1180
	CHORUS 49	1	48	•		•	EI30/FD30	3c	84	2500	1180
		2	48	•		•	EI30/FD30	3c	84	2500	1180 + 1180



## Sliding Doors

### Hygienic Sliding Doors

Our sliding doors are available in a range of configurations that suit the functional needs of any application.



- Horizontal sliding doors.
- With or without automated opening systems.
- Anti-bacterial finish to offers maximum hygiene and easy cleaning.

Doors for

# Administration Offices & Meeting Rooms





Amazing variety of surface finishes for a wide range of applications. Simple & elegant design style & durability makes Huet multipurpose doors the first choice for hospitals.



- Large selection of High Pressure Laminates.
- Selection of acoustic performance from Rw 32 to Rw 46 dB combined with EI 30/EI60 Class E & A as per SANS.
- Different glazing's are available for suited lighting.
- Protection plates & high quality hardware (door closers, mechanical lock, motorised lock...).
- Frames are available in wood or steel mono block for dry partition or conventional brick construction.

EUROFLAM		Number of leaves	Wood Frame	Metal Frame	Smoke seals	Fire Rating	Leaf thickness (mm)	Max leaf height (mm)	Max leaf width (mm)
SINGLE ACTING	EUROFLAM EI30	1	•	•	•	EI30/FD30	40	2500	1230
		2	•	•	•	EI30/FD30	40	2500	930 + 930
	EUROFLAM EI60	1	•	•	•	EI60/FD60	51	2250	1230
		2	•	•	•	EI60/FD60	51	2250	1030 + 1030

CLUB		Number of leaves	Acoustic rating (Rw dB)	Wood Frame	Metal Frame	Smoke seals	Fire Rating	Leaf thickness (mm)	Max leaf height (mm)	Max leaf width (mm)
CLUB	CLUB 30	1	32	•	•	•	EI30/FD30	40	2500	1230
		2	32	•	•	•	EI30/FD30	40	2500	930 + 930
	CLUB 36	1	37	•	•	•	EI30/FD30	40	2500	1230
		2	37	•	•	•	EI30/FD30	40	2500	930 + 930
	CLUB 39	1	41	•	•	•	EI30/FD30	40	2500	1230
		2	39	•	•	•	EI30/FD30	40	2500	930 + 930
ALTO	EUROFLAM EI60 35	1	35	•	•	•	EI60/FD60	51	2250	1230
		2	35	•	•	•	EI60/FD60	51	2250	1030 + 1030

COMFORT DOORS		Number of leaves	Wood Frame	Steel Frame	Leaf thickness (mm)	Max leaf height (mm)	Max leaf width (mm)
	SOLID CORE	1			40	2500	1330
		1	•	•	40	2500	1330 + 1330

# Boreal Selection

## Performance Doors with Decorative High Pressure Laminates

We know the mission of every healthcare organization is to provide patient-centred care that is effective, medically relevant & operationally efficient. That's why we offer a broad collection of surfaces to address disinfection, durability & design challenges.



### Hygiene

Our hospital doors are specially suited to the cleaning requirements needed to prevent the spread of infection. The smooth and seamless construction of our doors means that bacteria can not build up on edges or voids. We collaborate with one of the leading High Performance Laminate suppliers who developed an anti-bacterial surface guaranteeing the destruction of bacteria.



### Reliable

Our clients recommend the Boreal laminate range for quality & technical reliability. Over 70 years of expertise allows us to propose high quality, innovative solutions. Some of the laminates can be provided with anti-fingerprint properties.



### Creative

We collaborate with external experts to select decorative products in line with the current & future trends. We collaborate with designers of our laminate suppliers to offer you the best surface finishes.



### Responsible

In order to be more cost effective and reduce wastage of material, we purchase high pressure laminates on door sizes (format). We commit daily to reducing energy consumption & waste production. Low emission substract & VOC A+ French classification.



### Hard Wearing & Resistant


Multi-purpose & robust material suitable for all project types. Very high resistance for high circulation areas. Quick & easy cleaning (non porous surface).

# Boreal Colour Range


Our plain colour library has a healthy mix of colour & pattern combinations perfect for any project. The smooth appearance of coating provided creates an optimal custom look for your doors. We apply a powder paint coating on the galvanized steel frames.



**W1000** Egger  
Blanc premium



**F2255** Formica  
Polar white



**F2273** Formica  
Seringa



**F026** Polyrey  
Feutre



**F7927** Formica  
Folkestone



**G003** Polyrey  
Gris perle



**G059** Polyrey  
Gris orange




**O005** Polyrey  
Noir



**P001** Polyrey  
Pierre de lune




**F006** Polyrey  
Fer



**T069** Polyrey  
Tôle zinc




**I004** Polyrey  
Inox brossé



**B099** Polyrey  
Brushed metal



**C034** Polyrey  
Cuivre oxydé



**F274** Egger  
Béton clair



**F275** Egger  
Béton foncé



**G024** Polyrey  
Grenade



**F1238** Formica  
Carnaval



**Y022** Polyrey  
Rose bougainvillier



**F6903** Formica  
Cassis



**F7940** Formica  
Spectrum yellow



**P092** Polyrey  
Pomme verte



**F5347** Formica  
Maui



**F7884** Formica  
Lav&e



**B001** Polyrey  
Bleu flash




**B086** Polyrey  
Bleu Caraïbes



# Boreal Wood Effect Range

Innovation blends with classical taste in our stratified wood finishes.



**E009** Polyrey  
Erable blanc



**H1277** Egger  
Acacia de Lackel&  
crème



**H1733** Egger  
Bouleau de Mainiau



**S040** Polyrey  
Cerisier clair



**C105** Polyrey  
Chêne Québec



**C102** Polyrey  
Chêne clair horizontal



**C101** Polyrey  
Chêne brun horizontal



**H1334** Egger  
Chêne Sorano clair



**C103** Polyrey  
Chêne lave



**F012** Polyrey  
Fruitier cendré



**F6930** Formica  
Natural Cane



**F2887** Formica  
Savoy beech




**H027** Polyrey  
Hêtre de Provence




**F2884** Formica  
Vodges pear



**H1706** Egger  
Merisier




**N026** Polyrey  
Noyer ombre



**H3306** Egger  
Chêne royal anthracite



**F1293** Formica  
Redwood



**B100** Polyrey  
Banian blanchi




**B101** Polyrey  
Banian noirci



**F1614** Formica  
Punga Punga wood

## Thalasso for Specific Applications

Thickness 30/10eme laminates.  
This laminate is made for heavy duty applications (hospitals, clinics, kitchens, swimming pools...). This is a water resistant laminate & anti-bacterial surface.



**B070** Polyrey  
Blanc Megève



**G029** Polyrey  
Gris tourterelle



**P092** Polyrey  
Pomme verte



**B048** Polyrey  
Bleu Oslo



**E026** Polyrey  
Émeraude



**B086** Polyrey  
Bleu Caraïbes

# Steel Frames manufactured in South Africa

Huet steel frames are produced in South Africa to ensure a quick delivery and adaptation to drywalls and conventional brick and mortar construction. Huet Steel Door Frames can be manufactured to various wall depths. Huet galvanised steel door frames are manufactured with 4 x 130 x 86mm factory fitted lift off hinges and punch outs for the striking plate where the door frame is three sided, supplied with a bracing support on the threshold of the two door jambs to keep the geometrical integrity of the frames and prevention of warping.



## Benefits of the Huet steel frames

- Quick delivery.
- Unique frame profile in 1.6mm galvanized steel for FD 30 and FD 60 fire doors.
- Reinforcement for surface mounted door closer.
- Adjustable male hinges that screw onto the frame socket.
- 4 lift off hinges per frame and for anti-breaking door (Axiome 39).
- Standard 1 point lock.
- Possibility of 10mm for longer legs.
- 1 or 2 spacer bars depending on the wall depth.

## Auxiliary Equipment

We are able to supply anti-bacterial ironmongery option : handles, finger plates, push plates and accessories. We offer you a comprehensive portfolio of additional products, solutions & services for everything related to the doorsets.

### Door closers



With sliding rail



With arm

### Anti-panic bar



### Locks



Safety locks



Standard locks

### Vision Panels



680x130



680x130  
630x130



680x130  
430x130



1380x130



1580x130



**HUET**  
HIGH PERFORMANCE DOORS

---

**Tel: +33 22 812 0413**

Rgd Office: JH INDUSTRIES  
30 rue Pauline de Lézardière  
85300 Challans FRANCE

---

**[www.huet-doors.co.uk](http://www.huet-doors.co.uk)**

**Varilux**

---

**Tel: +27 21 852 1716**

W.R Quinan Boulevard,  
Paardevlei , Somerset West  
Western Cape, SOUTH AFRICA  
**[sales@varilux.co.za](mailto:sales@varilux.co.za)**

---

**[www.varilux.co.za](http://www.varilux.co.za)**