























CEM V/A (S-V) 32.5N

SUGGESTED MIX PROPORTIONS









CONCRETE

	BAGS of CEMENT	SAND	STONE
HIGH STRENGTH	 	 	 
MEDIUM STRENGTH	 		
LOW STRENGTH	 	 	 

MORTAR

MORTAR	 	 	
		 	

PLASTER

PLASTER	 	 	
		 	



FEATURES:

Reduced water demand– greater strength

Better workability

Better cohesion

Lower CO2 emissions

Increased durability



GREEN BUILDING COUNCIL
SOUTH AFRICA

MEMBER ORGANISATION 2014

PHARAOH CEMENT 32.5N

www.pharaohcement.co.za

011 864 4918



PHARAOH CEMENT

P>O> BOX 17224

RANDHART 1457

7 CLARKE St SOUTH

ALRODE

ALBERTON

sales@pharaohcement.co.za

PHARAOH CEMENT 32.5N

PHARAOH



CEMENT 32.5N

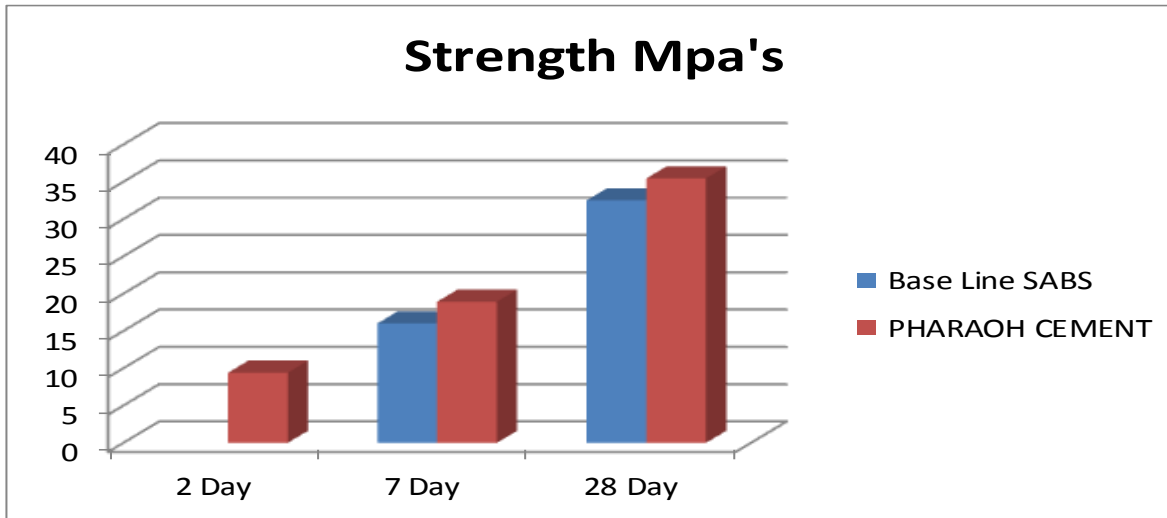
CEM V/A (S-V) 32.5N



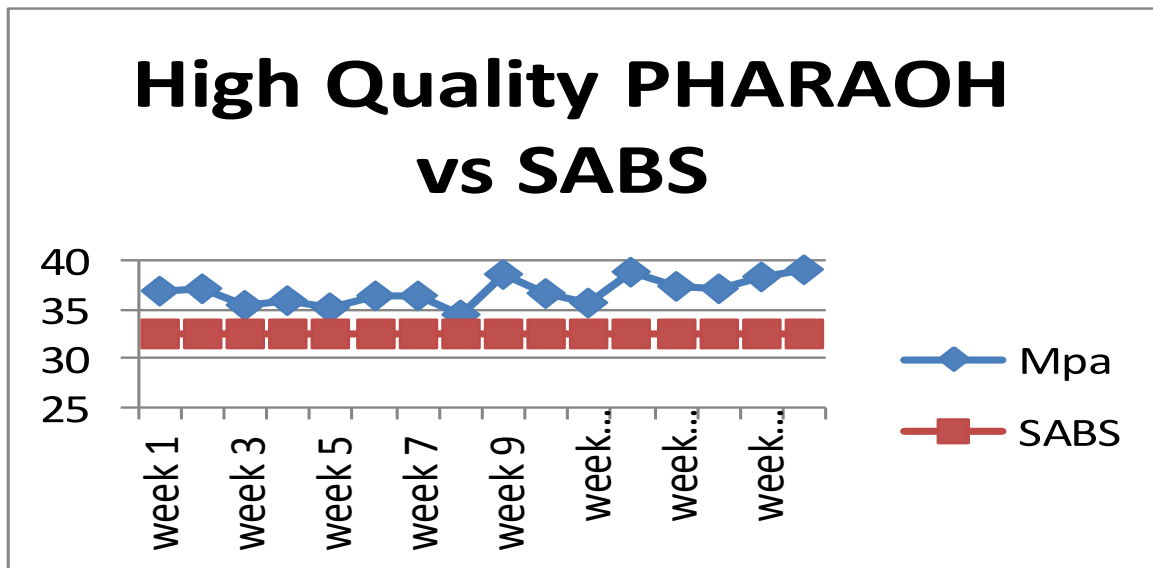
SANS 50197-1:2013

MADE in SOUTH AFRICA by SOUTH AFRICANS

PHARAOH CEMENT conforms to the International Quality Standard
SABS SANS 50197-1 in the CEM V/A 32.5N strength class



PHARAOH CEMENT's sophisticated blending and packaging operations ensure that stringent quality standards are upheld. PHARAOH CEMENT has achieved a reputation in the industry for consistent high quality. The graph below illustrates this clearly.



For Better results:

The aggregates used in mixtures are by volume the major constituents of the plaster, mortar or concrete mix. They significantly influence the performance and cost. Use only reputable suppliers whose quality consistency can be relied on.

Sand:

Sand should be free of organic matter such as roots, twigs and leaves.

Well graded sand ranging from dust to coarse particles will produce the best results—Too many fines will require a high water demand which causes shrinkage during drying, while a no fines sand results in a harsh mix with no workability.

Water:

Use the least amount of water in the mix for the workability required.

Time:

The quantity of the mix should be small enough to be used up within two hours—NEVER re-temper a mix by mixing in additional water!

Atmospheric conditions:

Mortar—One should not use concrete at temperatures below 5° C. When working at high temperatures, the bricks should be moistened to prevent too much water being sucked out of the mortar.

Direct sunlight and drying winds can adversely affect the mortar

Concrete—try to slow the curing of the concrete