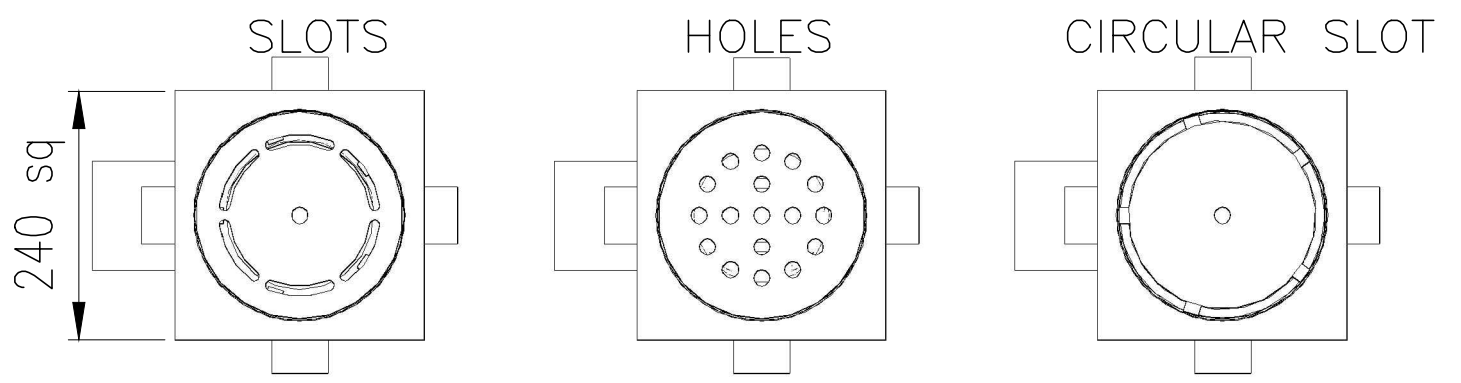
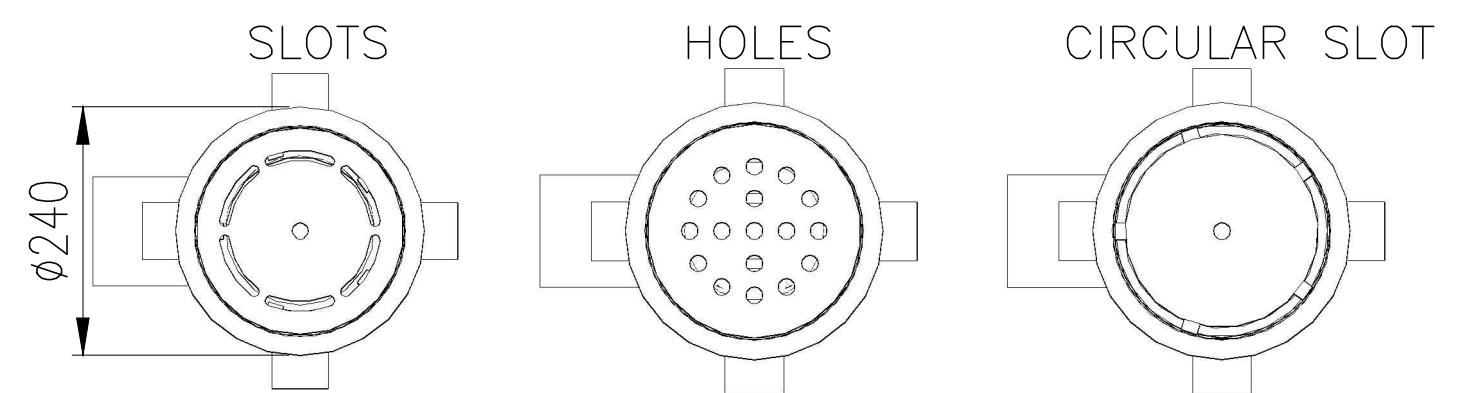


- RO 200SH NW100 1-4 is unique Full Flow Floor Trap with the following features:
- Manufactured from Stainless Steel 304 to ensure acid corrosion and stain resistance.
 - A double water seal to ensure odour-free operation.
 - Smooth surfaces for easy cleaning, minimum dirt collection and high flow rates.
 - A large sludge box which retains all the coarse slurry.
 - Easy to dismantle.
 - The discharge pipe is fully accessible once the drain has been dismantled.
 - Top Flange Type: Round (For Epoxy Floors) or Square (For Tiled Floors)
 - Top Cover Plate Type: Circular aperture / Slots / Holes - as requested
 - Extension for side inlets: 1,2,3 or 4 inlets
 - ❖ Flow Rate 3 l/sec
 - ❖ Load Capacity 1000 kg
 - ❖ Outlet position Bottom Horizontal
 - ❖ Outlet pipe Outside Diameter 104mm / 110mm as requested
 - Typical applications: Wherever there is a need to connect sinks directly to the floor trap under the ground - Restaurants, Steakhouses, Kitchens, Dining Halls, Nursing homes etc.

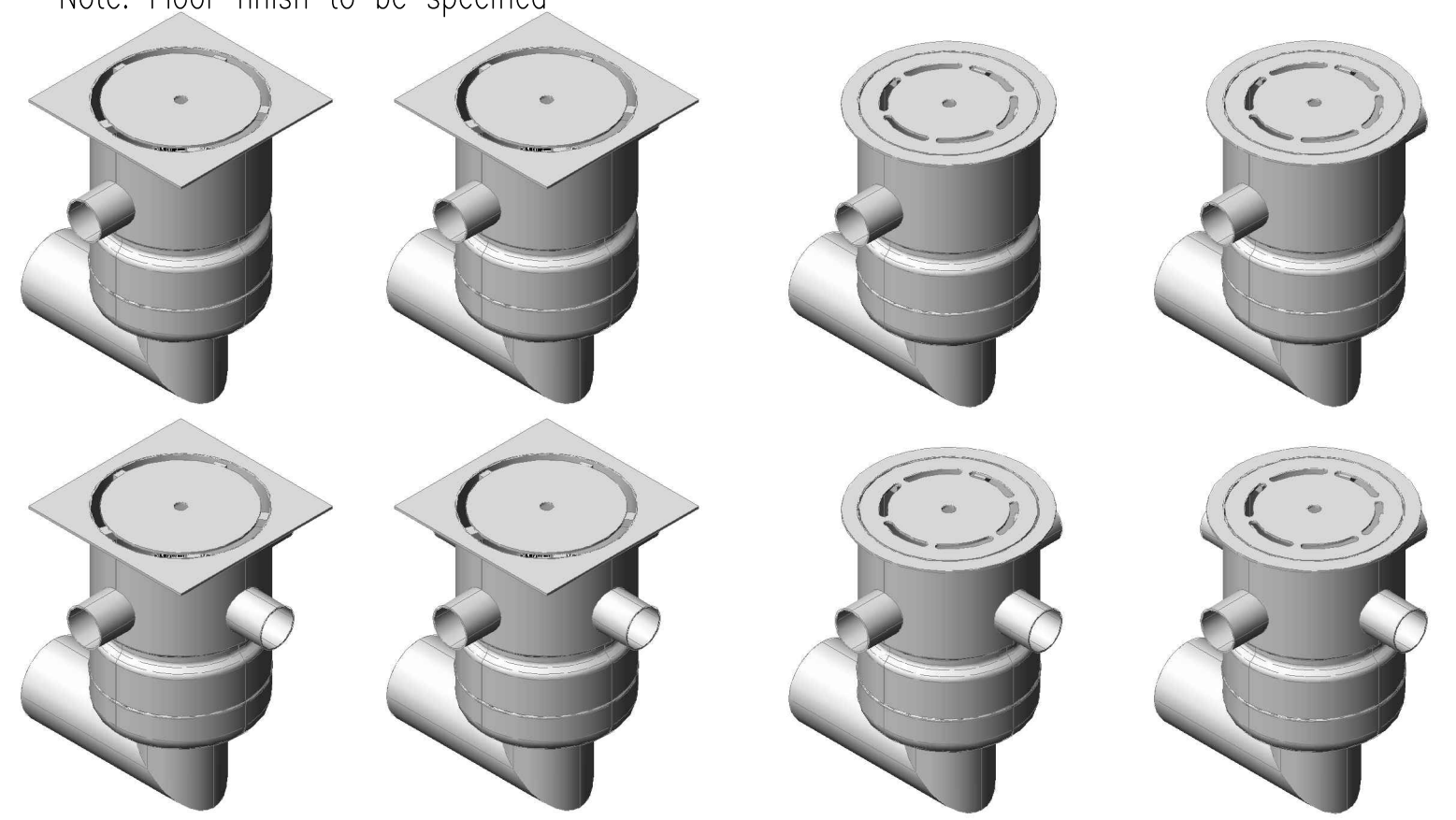
Note: Floor finish to be specified



SQUARE FLANGE FOR TILED FLOORS



ROUND FLANGE FOR EPOXY FLOORS



RO 200SH NW100 1-4