

POLYSCREED MD

(Formerly known as PUMADUR MD)



MEDIUM DUTY 3 - 4 MM POLYURETHANE FLOORING

DESCRIPTION

POLYSCREED MD is a medium duty flow applied polyurethane topping based on water dispersed, liquid polyurethane resin system incorporating antimicrobial silver ion protection. A textured, smooth aggregate surface of uniform colour designed for excellent resistance to abrasion, chemical attack and other physical aggression.

ADVANTAGES

- Contains silver ion technology for antimicrobial protection
- Easy to clean and sanitize due to seamless flooring
- Heat resistant to 80°C
- High chemical resistance
- High abrasion resistance
- High impact resistance
- Non-slip matt finish
- Solvent free application

APPLICATION

- Chemical processing plants
- Food processing plants with antimicrobial additive based on silver ion technology making Polyscreed ideal for use in HACCP environments as it provides a seamless, antimicrobial, matt finish that imparts no chemical contaminants to foods
- Breweries
- Engineering areas

TECHNICAL DETAILS

Compressive Strength	55 N/mm ²
Tensile Strength	6.5 N/mm ²
Flexural Strength	40 N/mm ²
Colours	Please refer to chart
VOC	8g/Lt
Water Absorption	<0.2%
Elastic Mod.	1350 N/mm ²
Impact Resistance	Drop Test <3mm
Heavy traffic	24 hours
Light traffic	12-16 hours
Abrasion Resistance	Accelerated <0.03mm
Chemical Resistance	Acids and sugars
Kit yield	11.7 L
Nominal thickness 3.0mm	3.6 m ² /kit
Nominal thickness 4.0mm	2.7 m ² /kit

WATCH POINTS

Prime concrete surfaces with Polyscreed PU Primer or Solidkote MB Primer if moisture is greater than 5%. Application conditions should be between 10°C and 25°C with a maximum relative humidity of 75%.

PACKAGING

2.9Lt Resin + 2.4Lt hardener + 18Kg aggregate = 23.3Kg Kit

SHELF LIFE

Six months when kept in a cool, dry place. Packaging must remain unopened.

DIRECTIONS

Substrate Requirements

Concrete substrates are to be 20-25 MPa compressive strength, free of dust and friable materials. There must be no moisture vapour rising from the concrete and moisture content must be less than 5%.

System Product Requirements

1. Concrete Primer – Polyscreed PU Primer or Solidkote MB Primer if moisture >5%.
2. Screed Topping – POLYSCREED MD.

Application

Prepare surfaces in order to obtain a sound, dust free, dry surface. Prime with POLYSCREED PU PRIMER and allow to cure for at least 16 hours prior to application of POLYSCREED MD with a maximum over coating time of 48 hours. Ensure application conditions are between 10-25°C and at a maximum of 75% Relative Humidity. Before mixing, turn the resin bottle upside down and shake vigorously to re-suspend any sedimentation. Mix the shaken resin and hardener in a pan mixer well. Then add the aggregate and, after the last of the aggregate has been added, mix until uniformly wetted out. Pour out the mix onto the demarcated area and trowel out into place. Spike roll out trowel marks and allow to settle.

MAINTENANCE

Cleaning

Regular scrubbing and mopping will maintain the POLYSCREED MD in a serviceable condition. Maintenance is to be carried out using LIQUID ACTION which complies with the requirements of specification SANS 1344 - Medium Duty Solvent Detergent (report number 2112/P3325/10/ID). Refer to LIQUID ACTION technical datasheet for use details.

Antimicrobial Resistance

The Polyscreed range of products makes use of silver ion technology in formulation which inhibits the growth of bacteria and fungi in contact with the product. The hygienic advantage is therefore not only derived from the daily use of the floor but in the longer life this technology affords in retarding the degradation of the floor by microorganisms.

Colour Stability

Polyscreed is not colour fast and will change in colour over time, especially when subject to direct sunlight and high intensity lighting. The rate of colour change is unpredictable.

SEALING

Stain resistance is enhanced if the Polyscreed surface is sealed.

STORAGE

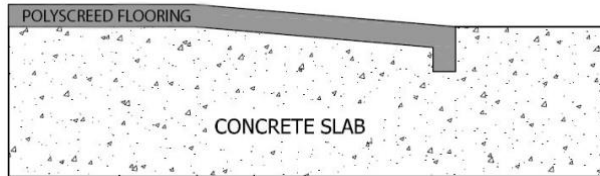
Store the kit in a cool, dry place out of direct sunlight and where there is no exposure to damp and humidity.

SAFETY

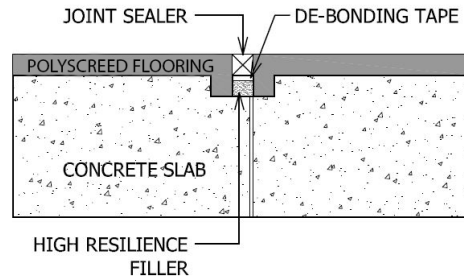
Please read Material Safety Data Sheet and specific health and safety data for this product provided in compliance with the requirements of OHS No. 85 of 1993. The finished system is not hazardous to health or the environment.

JOINT DETAIL

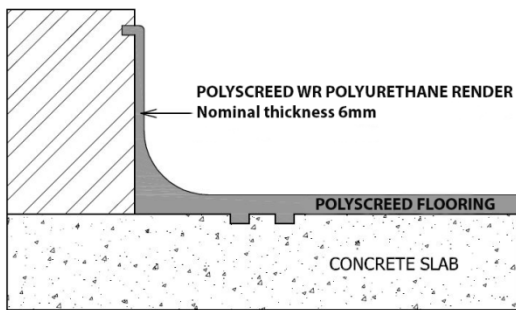
Termination Detail



Low Movement Joint Detail



Coving Detail



Channel Linings

