

# VAN ACHT

WINDOWS AND DOORS



*Since 1986*

32nd Edition  
2017

# Table of Contents

About Us.....	2
Manor Small Pane Windows.....	3,4
Manor Full Pane Windows.....	5,6
Manor Top Hung Windows.....	7
Arch Windows.....	8
Mock Sash Windows.....	9
Mock Easy Lift Sash Windows.....	11
Arches.....	13
Door Frames.....	14
<b>NEW</b> Calyptus Windows.....	15,16
Sliding Doors.....	17,18
Sliding Folding Doors.....	19,20
Frameless Folding Doors.....	21
Frameless Folding Door Application.	22
Door Maintenance & Care.....	23
Semi Exterior Doors.....	24
Semi Exterior Doors.....	25,26
Stable Doors, Carve, Tall Doors.....	27
Interior Doors.....	28
Custom Entrance Doors.....	29
YOSO Doors.....	33,34
Pivot Doors.....	35,36
Handles & Cornices.....	37,38
Skirting.....	39
Dado Rail & Corner Blocks.....	40
Installation Guidelines.....	41,42

Calyptus Grandis  
cheaper than the standard  
wood and aluminium window  
Pages 15 & 16



Parkhurst Square, designed by Integrale Architects

## About Us

Van Acht has been synonymous with quality products and excellent service since its founding in 1986. We strive to make our customers more aware of the vast differences that exist in quality and service available in the market today. We hope to make customers mindful that good quality and service are of the utmost importance when purchasing wooden products. Van Acht's quality products speak for themselves.

Today the company boasts a well established and trusted name. Our success is evident in our growth over the last 31 years. We are fortunate enough to have continuous support from architects, builders and the public. Our quality products and services are the result of years of experience and innovation. Continuous research and development has enabled Van Acht to manufacture virtually any custom made wooden product as well as expand our range of products available; V-COAT, Van Acht Glass and Aluminium, uPVC Windows and Doors, YOSO Wood and Aluminium Doors, Marine Ply Garage Doors and our Frameless Folding Doors are products that were developed over the last 6 years and have finally joined the Van Acht family of products.

## Doors

Van Acht offers one of the largest selections of doors in the country. We can cater for almost any requirement or budget. Purpose made doors can be made in a variety of timbers, according to personal choice and design.

## Windows

Van Acht's watchword is quality. Our aim has never been to be the biggest manufacturer but to manufacture the best quality carpentry in the market at a competitive price. We strive to keep stock of all our standard range windows and we can manufacture purpose made windows.

## Purpose Made Joinery

We recommend that customers try to use as many standard products as possible when designing their building projects. Using standard products helps keep the cost down and keeps delivery times to a minimum. We can, however, manufacture virtually any purpose made item on request. Using standard items usually ensures the following:

- Immediate availability
- Prompt delivery
- A quick replacement would be available if necessary

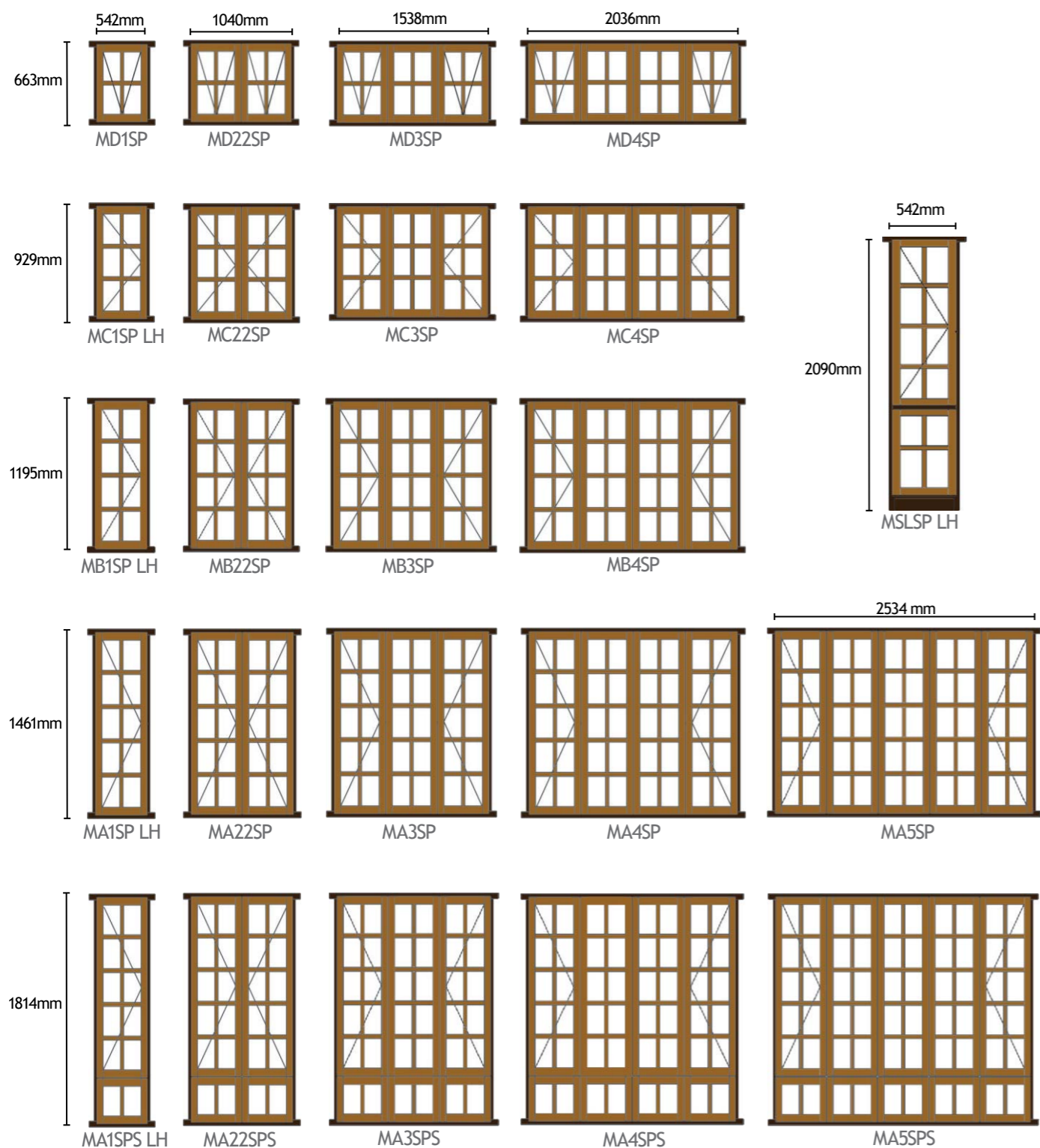
All standard sizes are available in our catalogue and as CAD or REVIT drawings on our website [www.vanacht.co.za](http://www.vanacht.co.za).

## Warehouse, Showroom and Manufacturing Plant

Our head office is located in Kya-Sand, Randburg. We have a showroom where customers can view and inspect our products. All standard products are generally kept in stock at this branch. Our main factory is situated in Factoria, Krugersdorp. We have the following branches: Klerksdorp, Hartbeespoort Dam, Monatana in Pretoria, Krugersdorp and an agent in Nelspruit.

## Small Pane Windows

Our Manor Range comes standard with weather seals, 90° hinges and satin chrome handles.



## Small Pane Fanlight Windows

(Not a stock item)



### Specification and Information

Main Frames: 44mm x 57mm  
Sash: 57mm x 42mm  
Small Pane Bars: 31mm x 42mm

Equipped with weather seals, 90° hinges and satin chrome handles.

Small Pane Fanlight Windows are not kept in stock.

Small Pane Windows can be custom made.

Burglar bars can be bought separately and fitted DIY.

When placing an order for a single opener window please specify whether it's a LH or RH hinged from outside.

For a more cost effective window turn to page 15 & 16 to view our Calyptus Range.

Enquire about our exclusive Platinum Range Window.

# Manor Range Windows

# Manor Range Windows

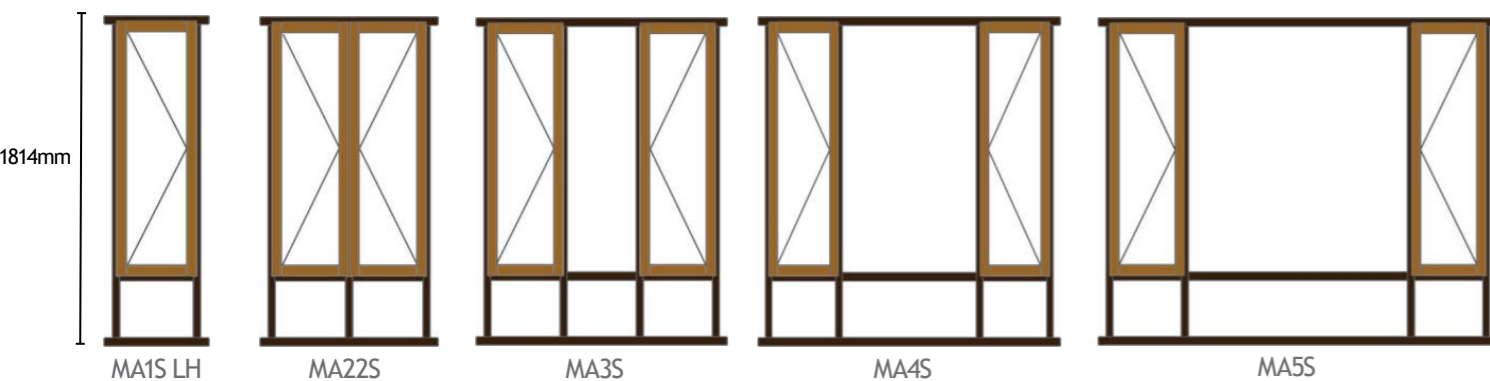
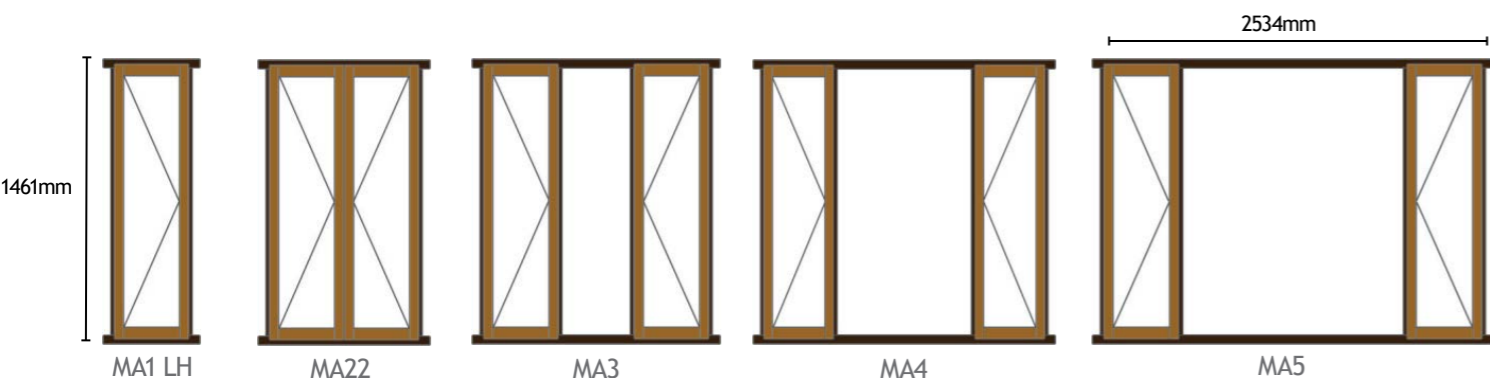
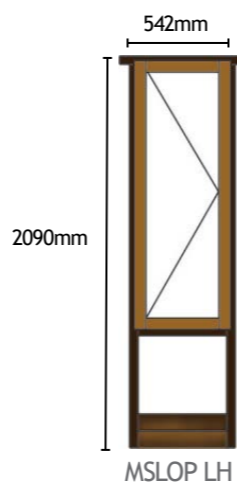
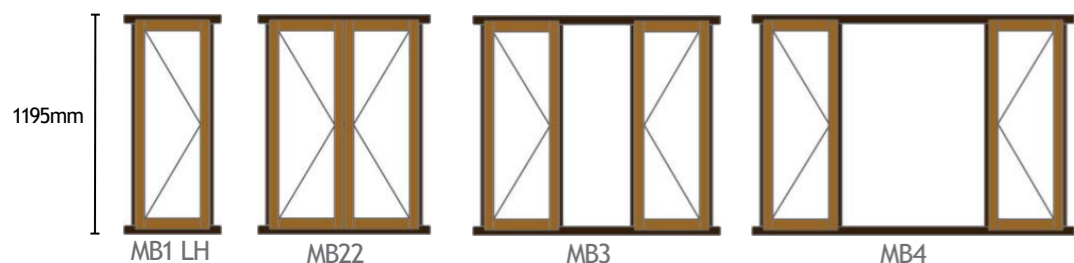
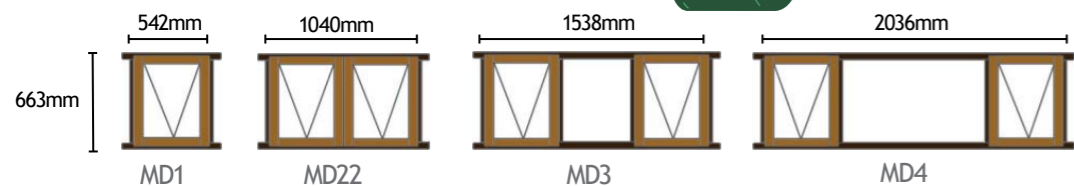
## Full Pane Windows



Our Manor Top Hung Range Windows passed the SANS 613 performance test, to comply with the SANS 10400 XA regulations.

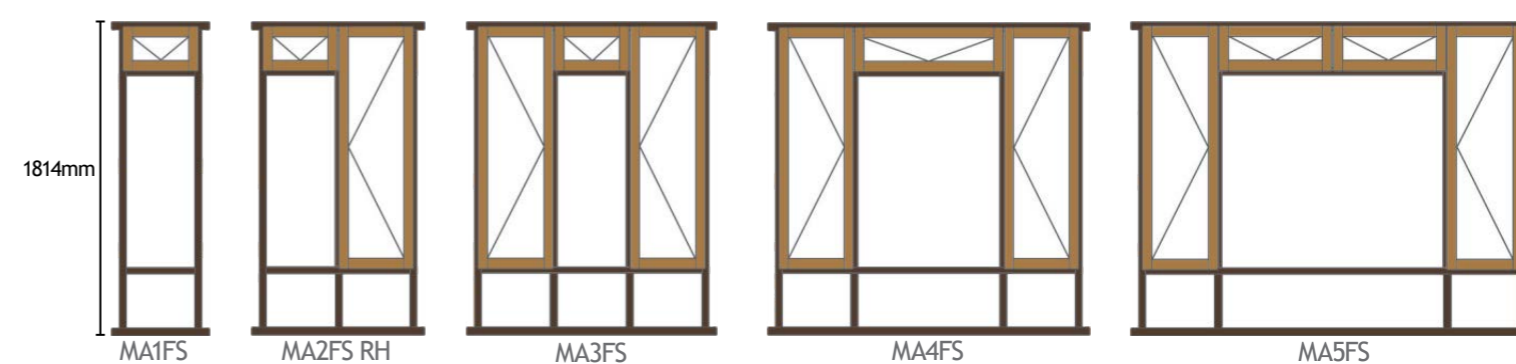
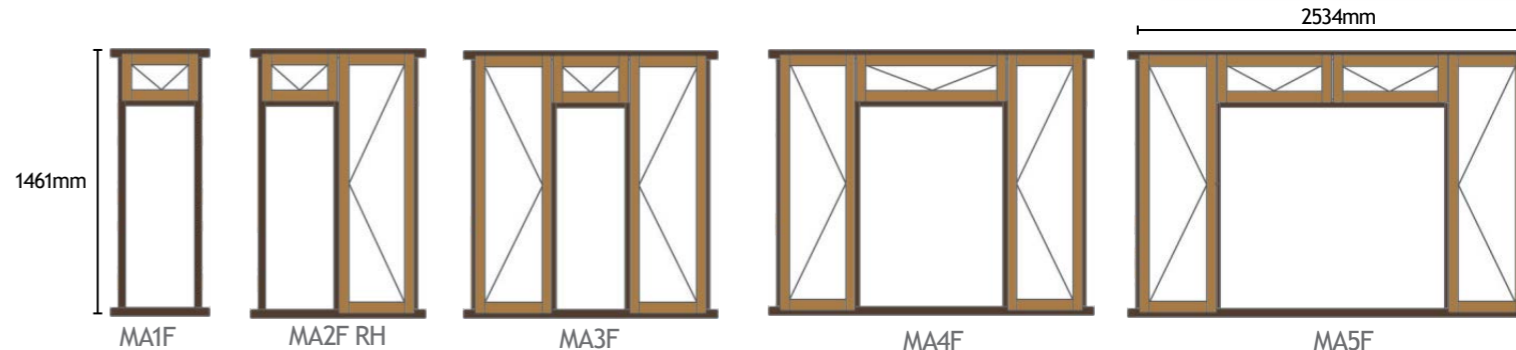

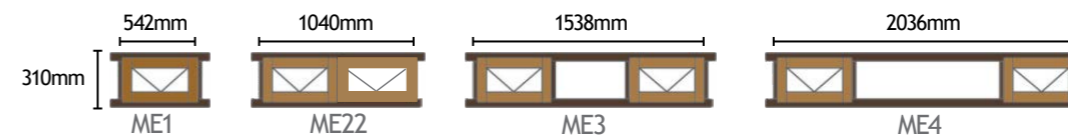
Listed below is the AAAMSA performance test criteria that windows have to comply with.

- Minimal Air Infiltration
- Withstand Positive Pressure
- Withstand Negative Pressure
- No Water Penetration
- Structural Strength
- Operating forces / No deformation
- AAAMSA Certificate no. DO895



## Full Pane Fanlight Windows

(Not a stock item)



### Specification & Information

Main Frames: 44mm x 57mm  
Sash: 57mm x 42mm

Windows equipped with weather seals, 90° hinges and satin chrome handles.

Full Pane Fanlight Windows are not kept in stock.

Full Pane Windows can be custom made.

Burglar Bars can be bought separately and fitted DIY.

When Placing an order for a single opener window please specify whether it's a LH or RH hinged from outside.

For a slightly more cost effective window turn to page 15 & 16 for our Calyptus range.

Enquire about our exclusive Platinum range window.

## Top Hung Window



**Specification & Information**

Main Frames: 44mm x 57mm  
Sash: 57mm x 42mm

Windows equipped with weather seals, 90° hinges and satin chrome handles.


Top Hung & Flat Arch Windows can be custom made.

Burglar Bars can be bought separately and fitted DIY.

When placing an order for a single opener window please specify whether it's a LH or RH hinged from outside.

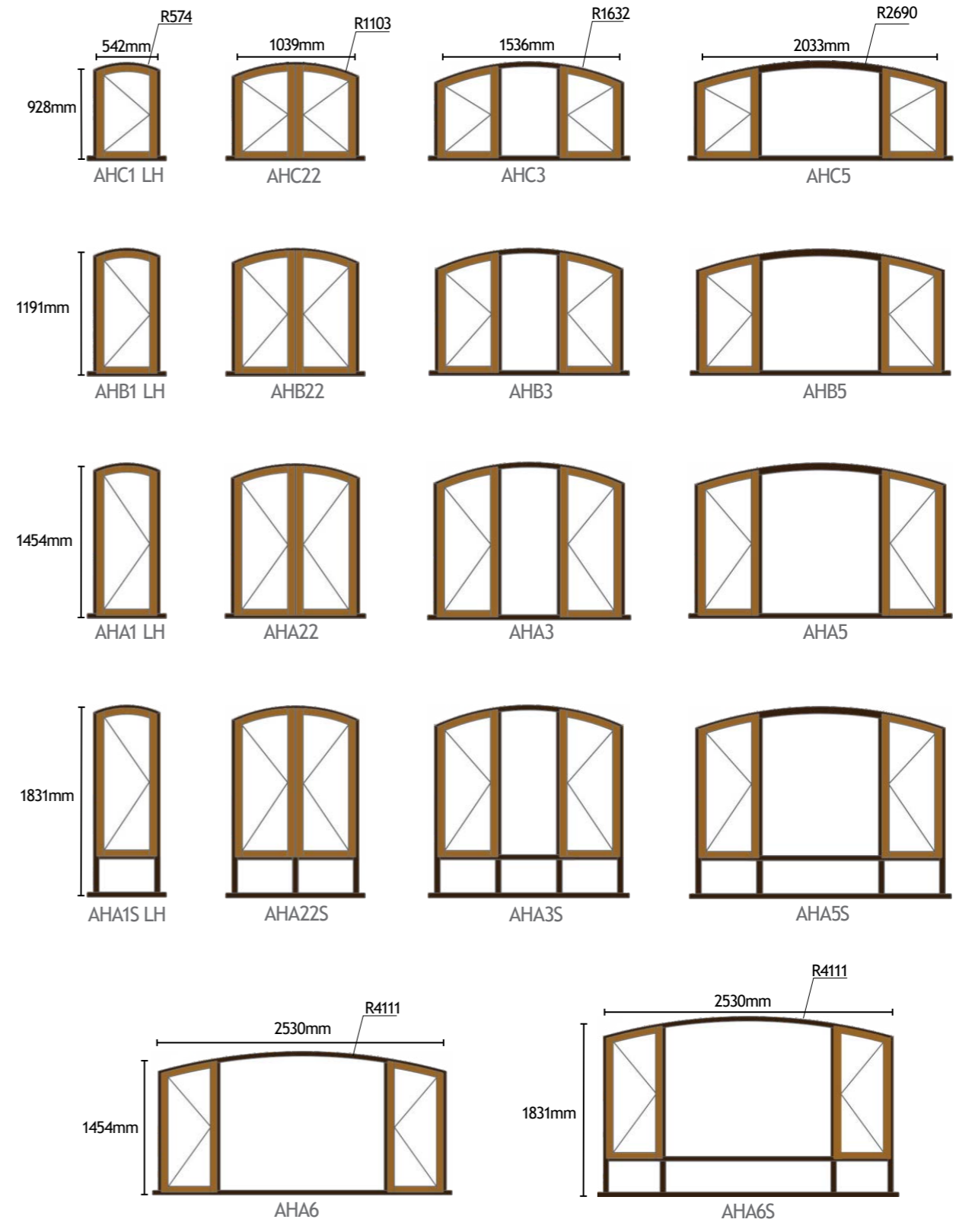
For a slightly more cost effective window turn to page 15 & 16 for our Calyptus range.

Enquire about our exclusive Platinum range window.



## Flat Arch Windows

(Not kept in stock)



## Mock Sash Windows

### Specification & Information

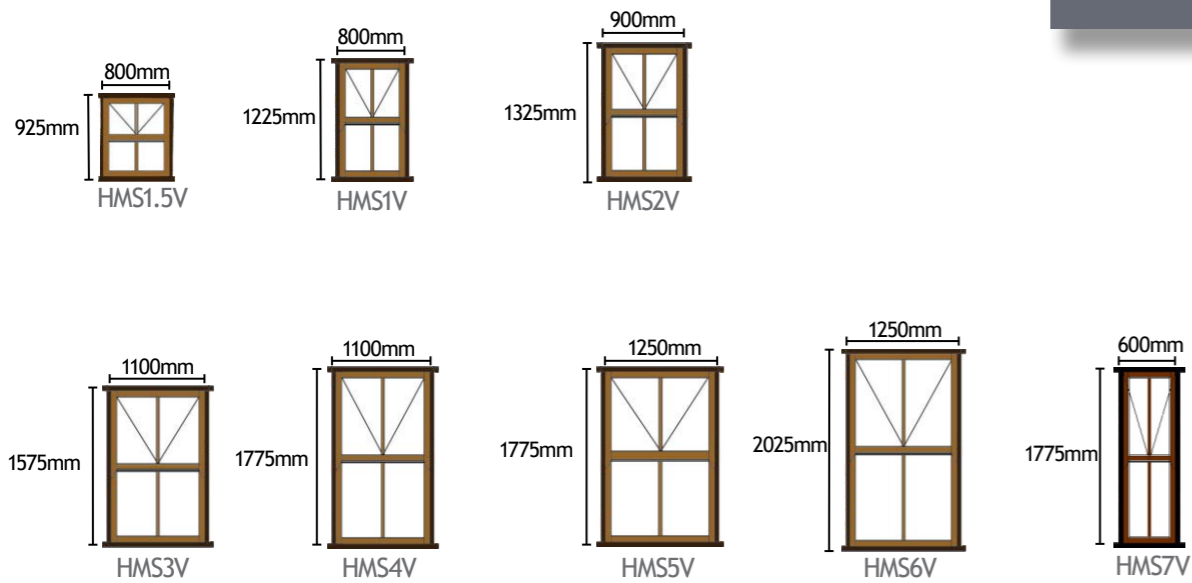
Main frames: 42mmx100mm  
 Sash: 57mmx40mm  
 Small Pane bars: 31mmx40mm

Mock Sash Windows can be custom made.



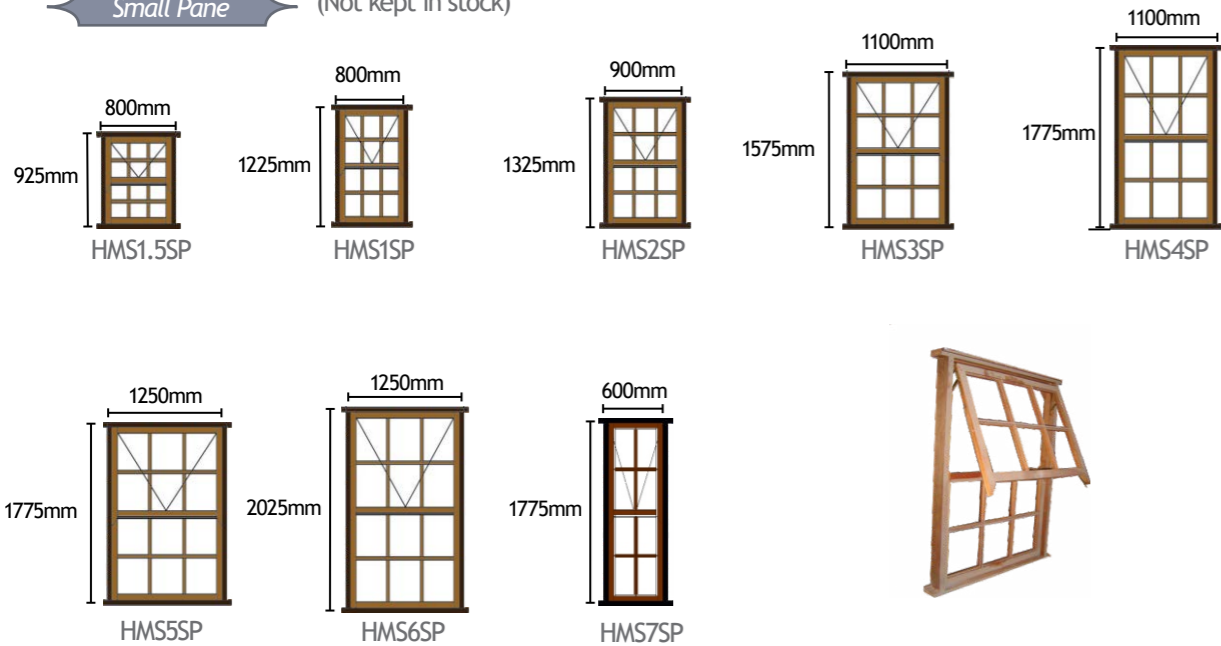
Burglar Bars can not be installed on Mock Sash Windows.

Full Pane Mock sashes available on request.

### Victorian



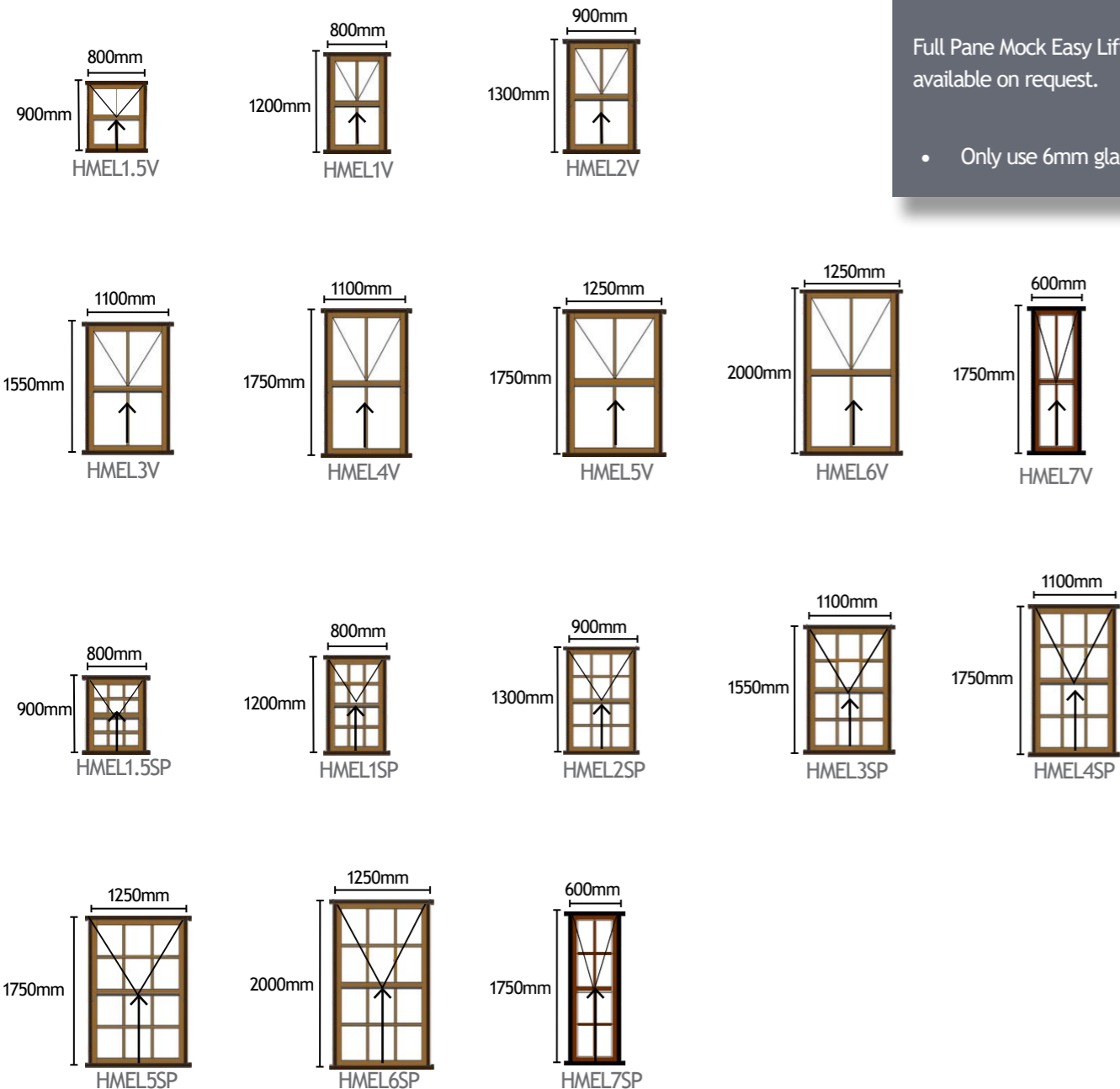
### Small Pane (Not kept in stock)



# Sash Windows

## Mock Easy Lift Sash Windows

Patented



### Specification & Information

Van Acht's Sliding Sashes have a unique patented pneumatic gas lift system to open and close.

Main frames: 42mmx140mm  
Sash: 60mmx40mm  
Small Pane bars: 31mmx40mm

Mock Sash Windows can not be custom made.

Burglar Bars can not be installed on Mock Sash Windows.

Full Pane Mock Easy Lift sashes available on request.

- Only use 6mm glass



Windows



Van Acht's revolutionary patented pneumatic gas lift system has been designed specifically to replace the traditional bulky unreliable, and outdated weight and pulley sliding sash. We have developed (in conjunction with German engineers) a safer, lighter, more reliable, virtually silent alternative to the traditional sliding sash. The gas lift system has been tried and tested in the motor industry for over 20 years.

The benefits of this system include:

- Weight reduction
- Silent operation
- Lower cost
- Easy maintenance
- Great reliability

The Mock Easy Lift Sash Window allows the user to have the best of two windows merged into one. You still have the luxury of the sliding action on the bottom sash, the mock sash at the top prevents it from rain entering the house when windows are left open.

## Fixed Arch Windows

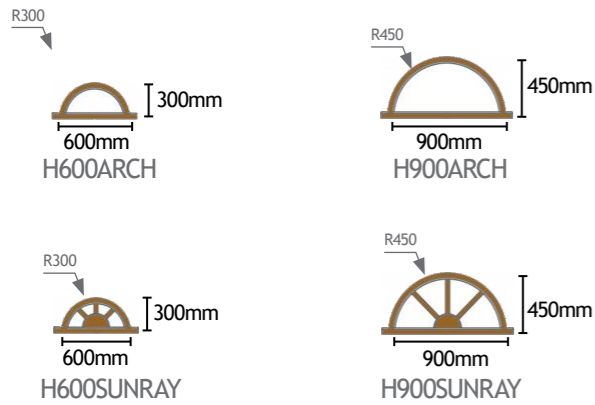
### Specification & Information

Arch section for windows:  
 • Main Frame: 44mmx57mm  
 • Small Pane Bars: 31mmx40mm

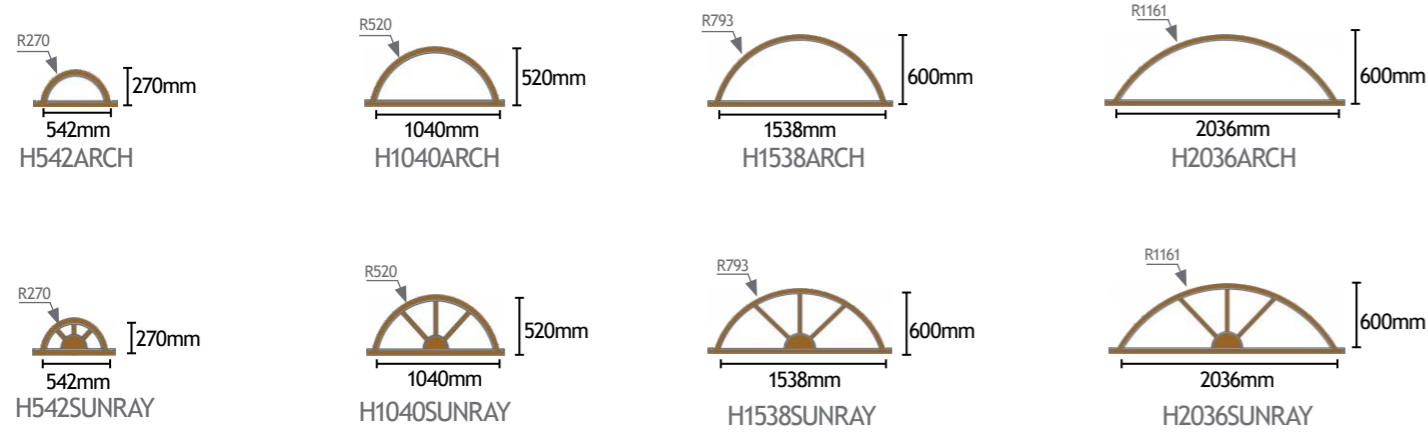
Arch sections for door frames:  
 • Main frame: 50mmx105mm  
 • Small Pane Bars: 31mmx40mm

Fixed Arches can be custom made.

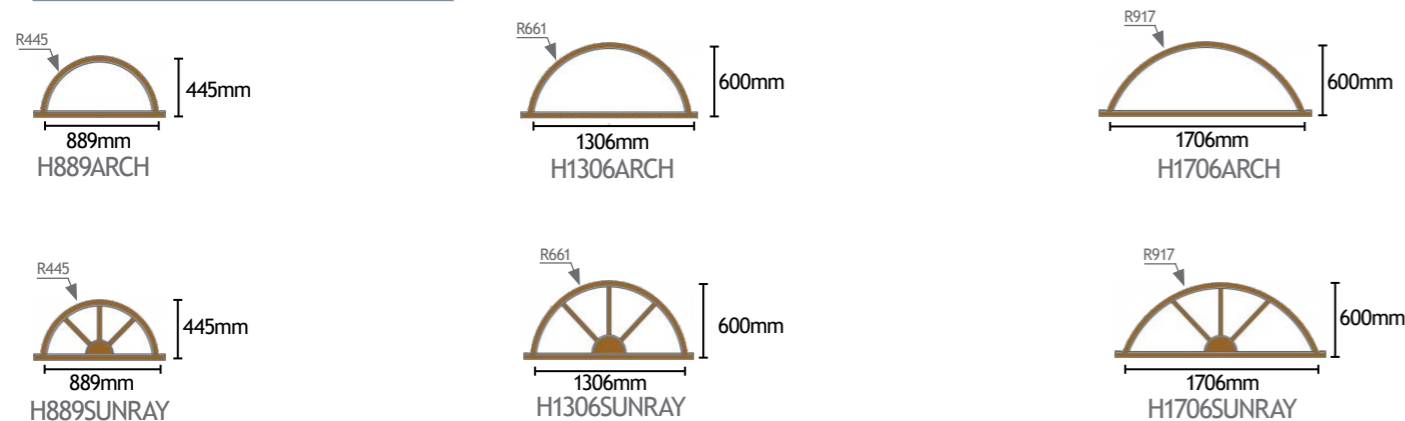
### Arches to Fit Top Hung Range



### Arches to Fit Side Hung Range



### Arches to Fit Door frames



## Door Frames & Sidelights

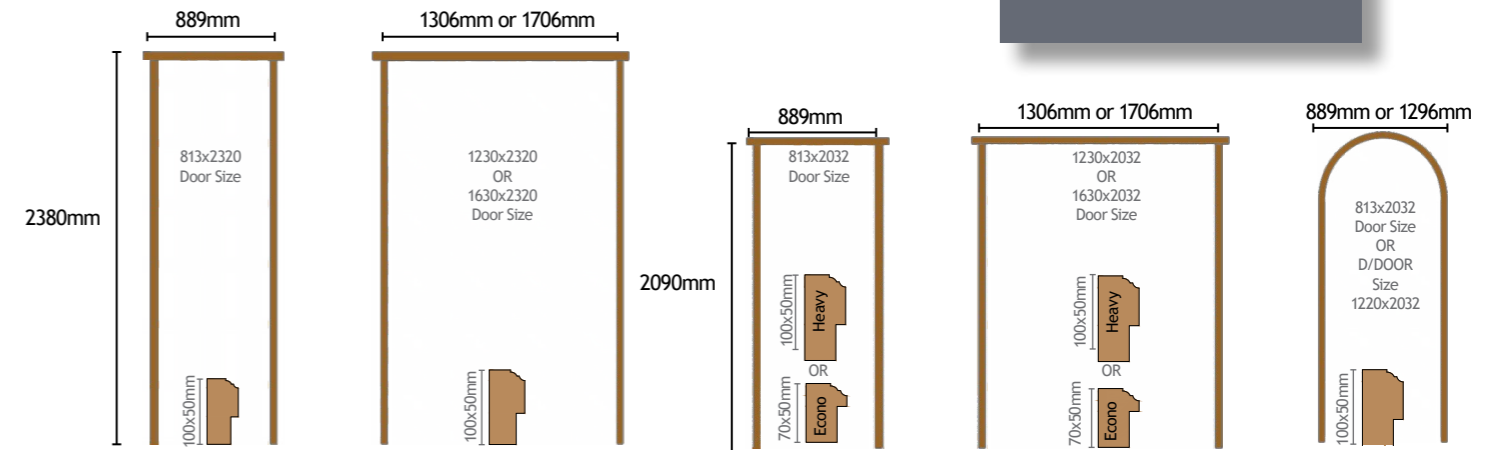
( Weather seals available on heavy section frames )

### Specification & Information

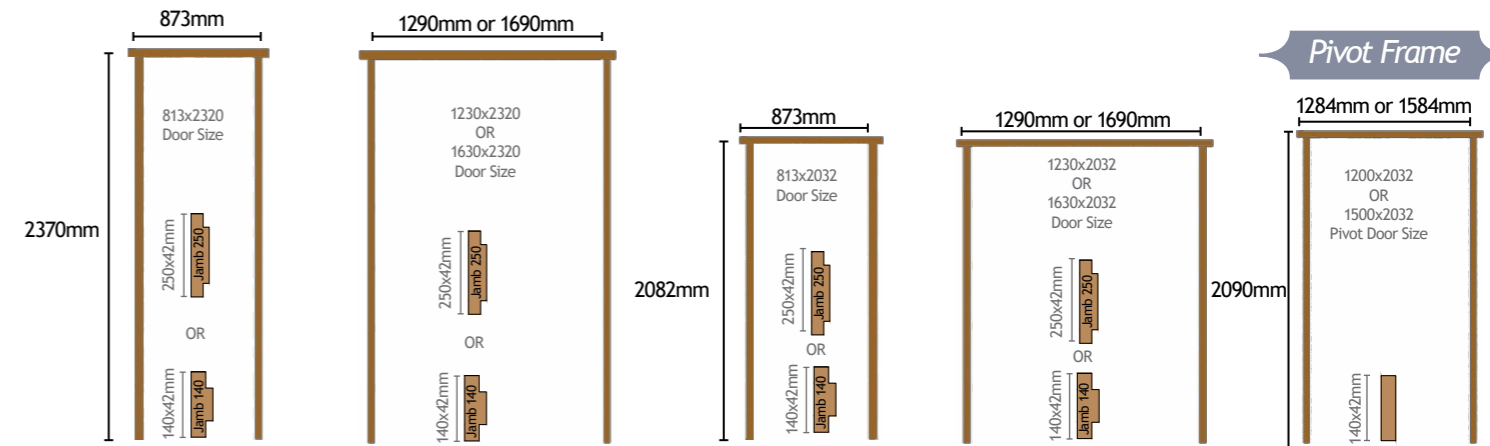
#### Sidelight Frames

Specify on 1200mm sidelight if window panes must be on the LH or RH (viewed from outside)

### Exterior or Interior Door Frames

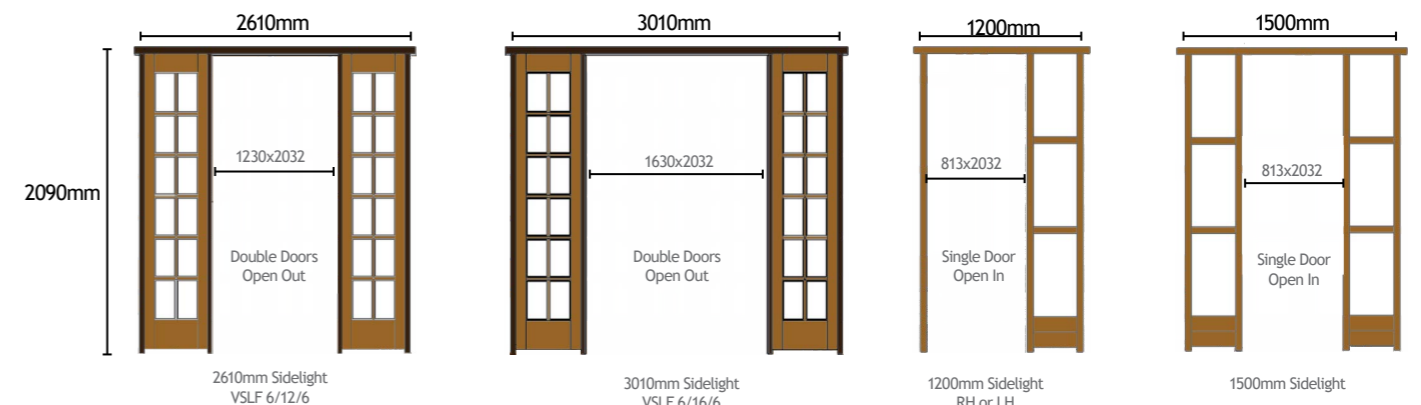


### Interior Jambliner Door Frames




### Pivot Frame

### Sidelight Frames

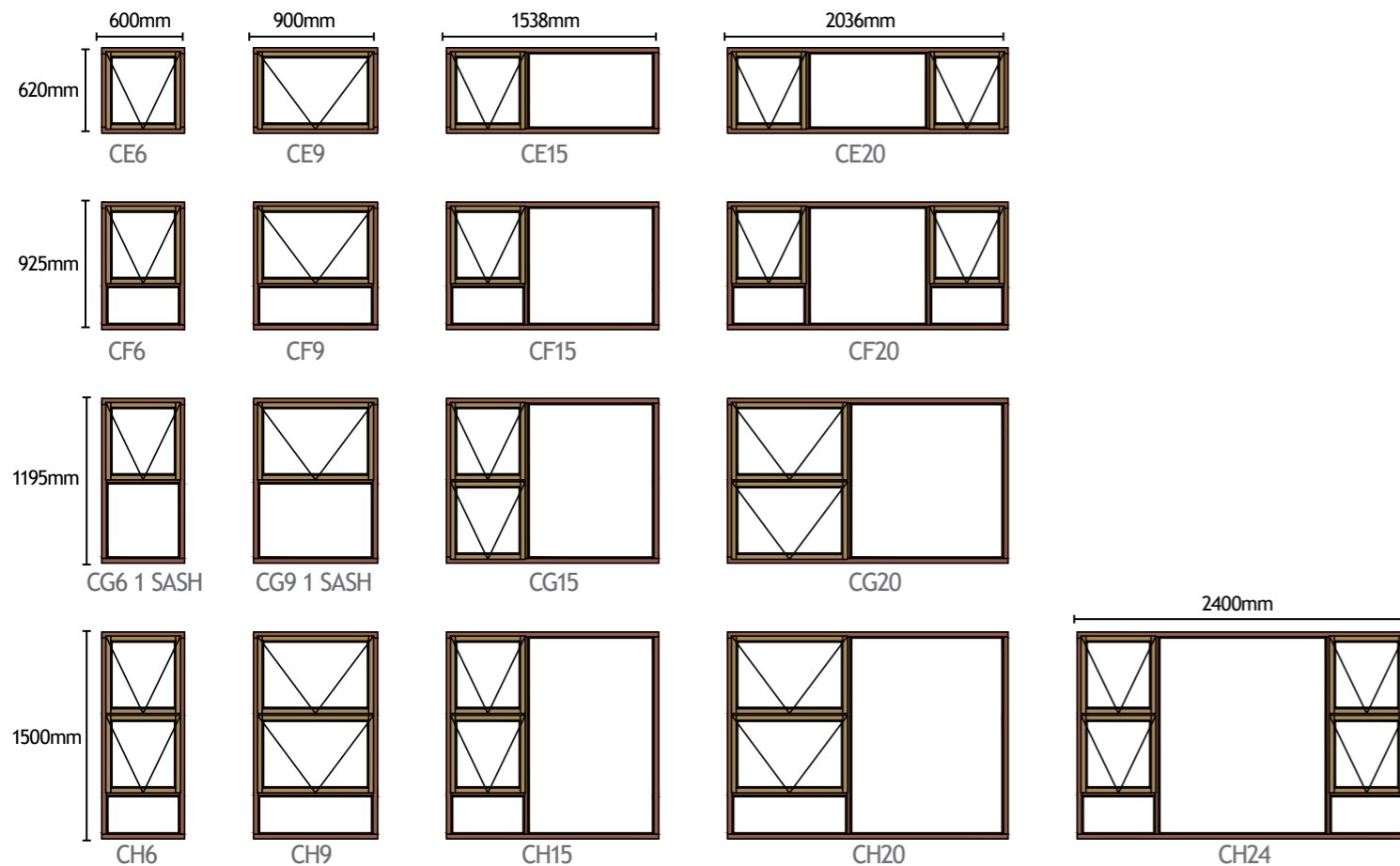





### Full Pane



### Top Hung



### Small Pane



### Specification & Information

Main Frames: 44mm x 33mm  
Sash: 44mm x 33mm

Windows equipped with weather seals, 90° hinges and satin chrome handles.

Calyptus Windows can not be custom made.

Burglar Bars can be fitted to the Calyptus range.

When placing an order for a single opener window please specify whether it's a LH or RH hinged from outside.

Enquire about our exclusive Platinum range window.



**Better priced alternative to our standard meranti ranges, and a direct competitor to steel and aluminium windows !**

# Sliding Doors

## Full Pane



### Specification & Information

All Van Acht Sliding Doors come standard with rubber weather seals.

Sliding leaves are on the inside of the frame.

Viewed from outside, please specify if door is RH( right hand leaf sliding) or LH( left hand leave sliding)

2 Glass doors are available on request.

Sliding doors can be custom made.

# Sliding Doors

## Small Pane



### Specification & Information

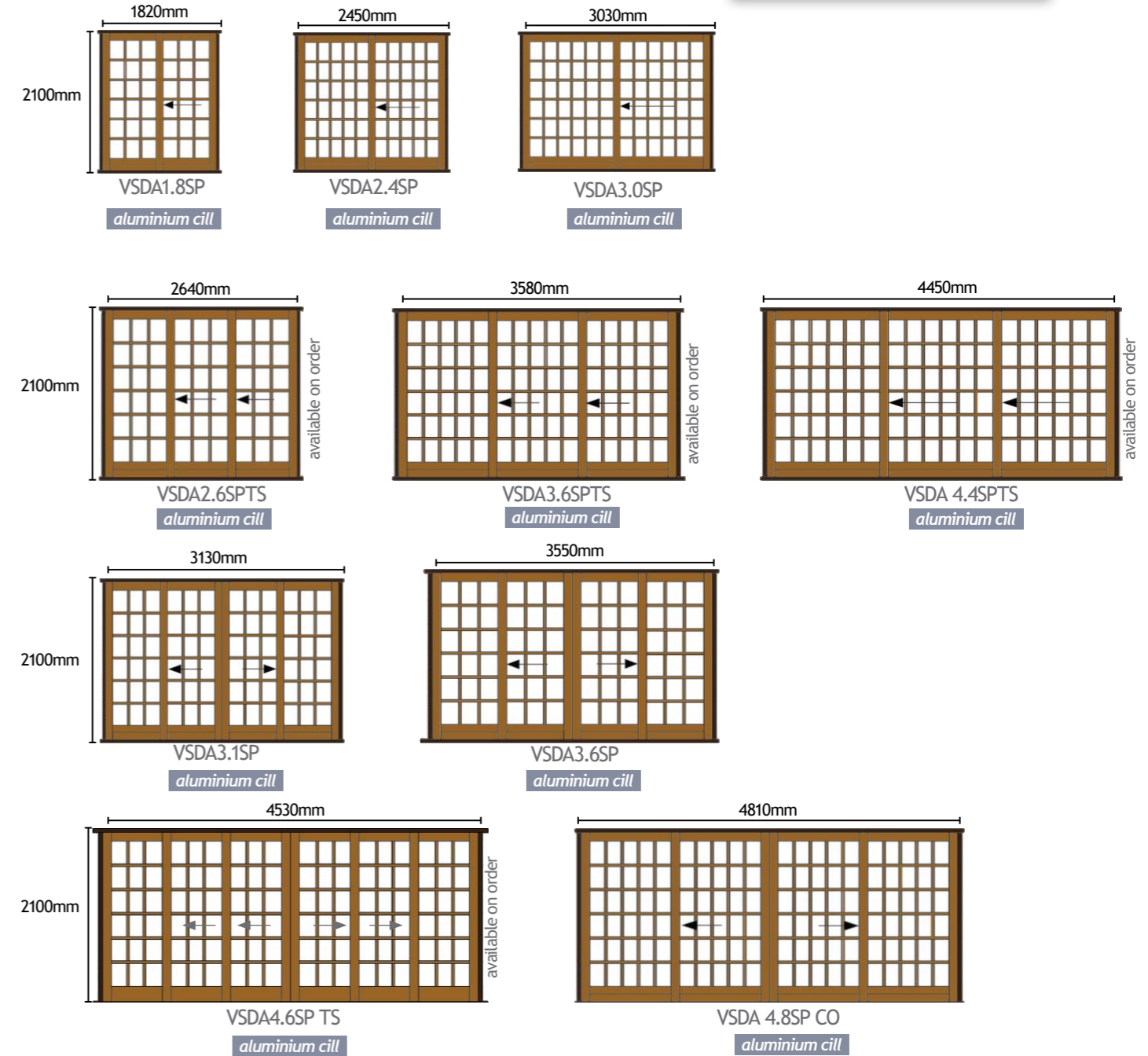
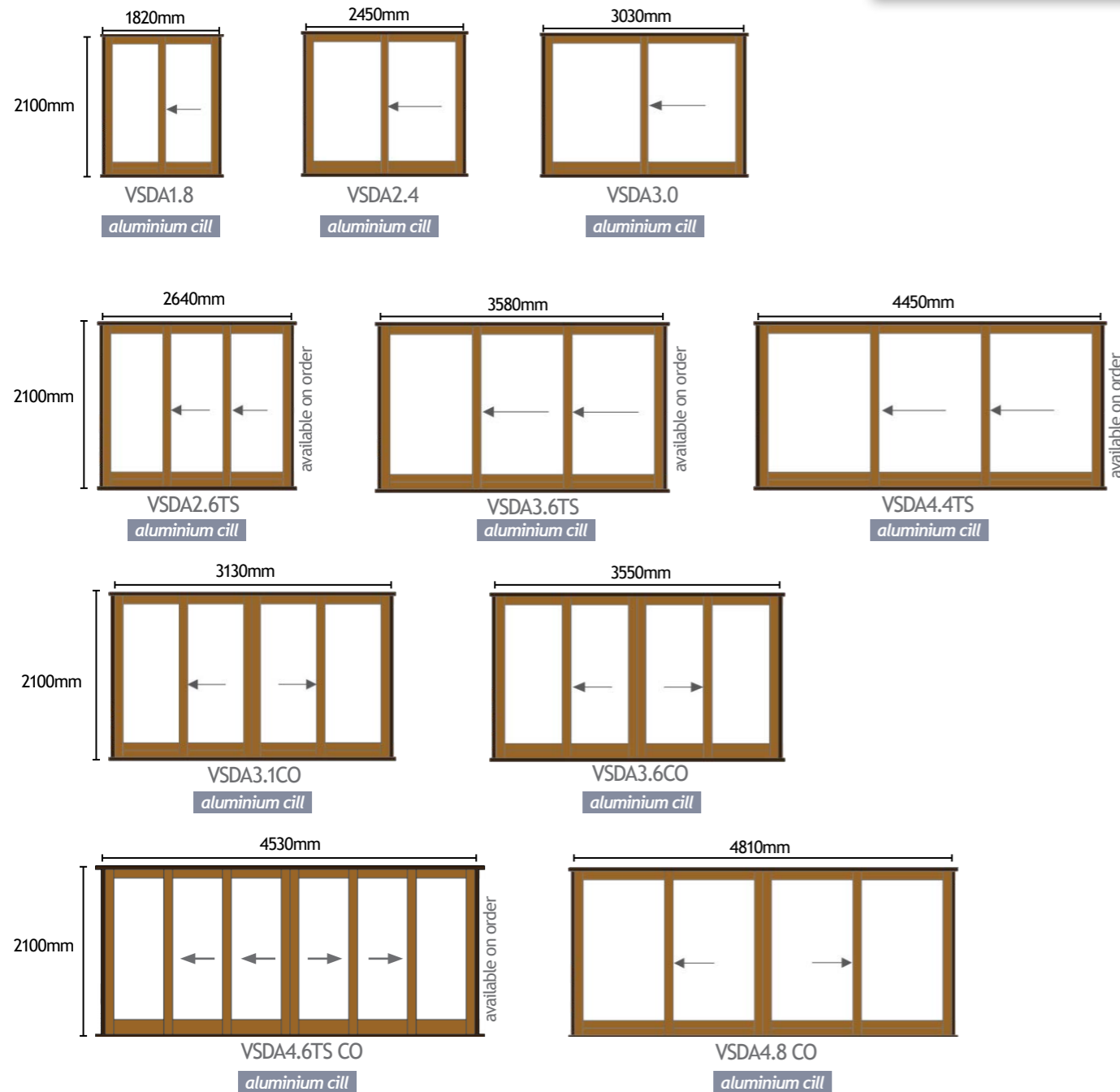
All Van Acht Sliding Doors come standard with rubber weather seals.

Sliding leaves are on the inside of the frame.

Viewed from outside, please specify if door is RH( right hand leaf sliding) or LH( left hand leave sliding)

2 Glass doors are available on request.

Sliding doors can be custom made.

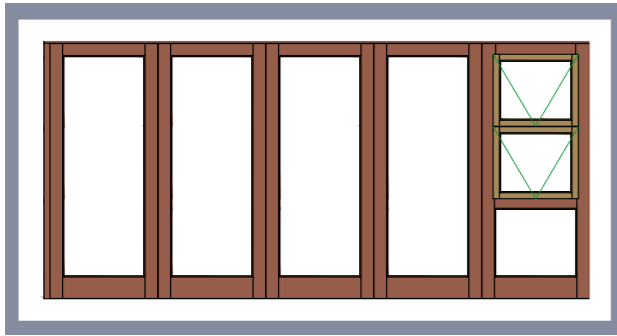


# Sliding Folding Doors

## Full Pane

All sliding folding units supplied unassembled.

Optional combinations with sidelight windows available in Full Pane and Small Pane



# Sliding Folding Doors

## Small Pane

All sliding folding units supplied unassembled.



### Specification & Information

Doors stack to the outside

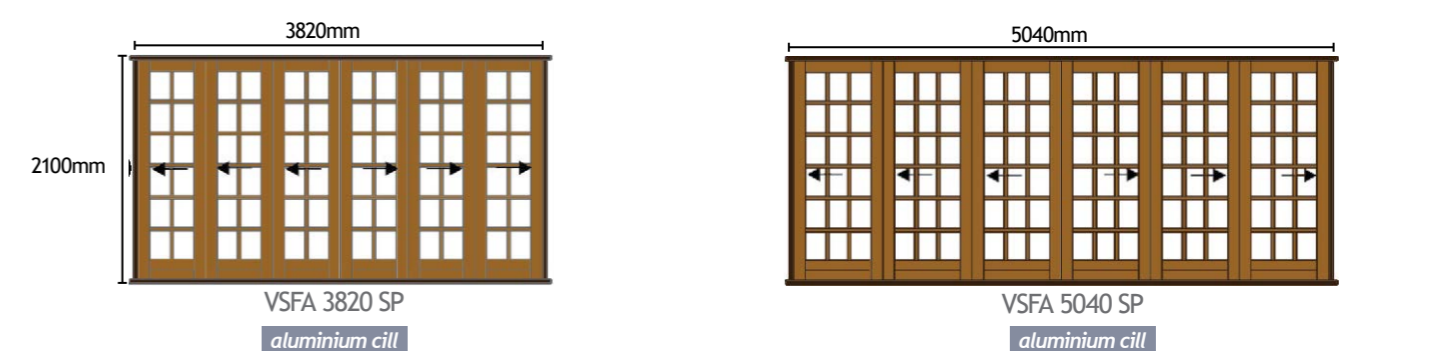
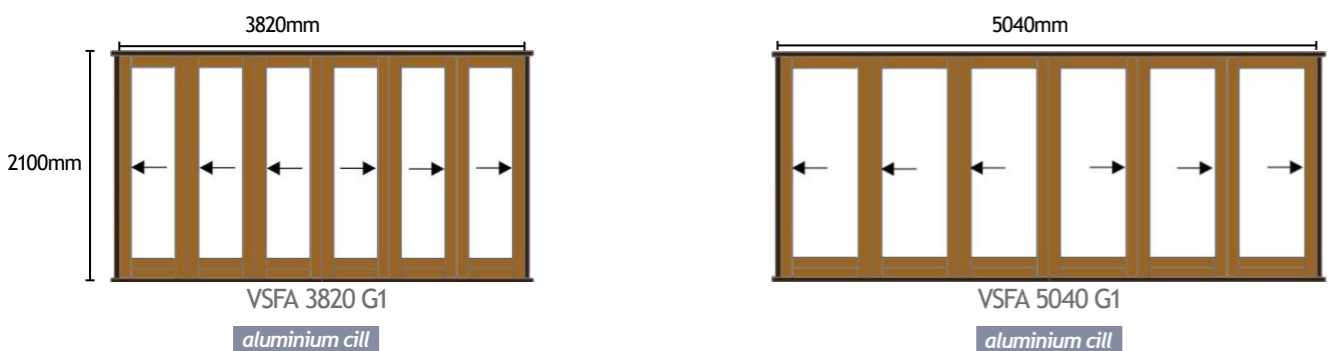
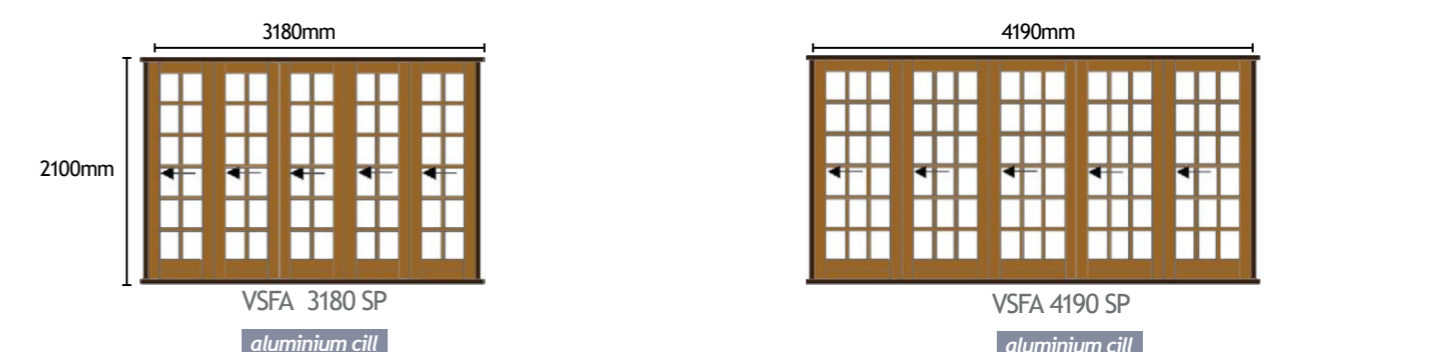
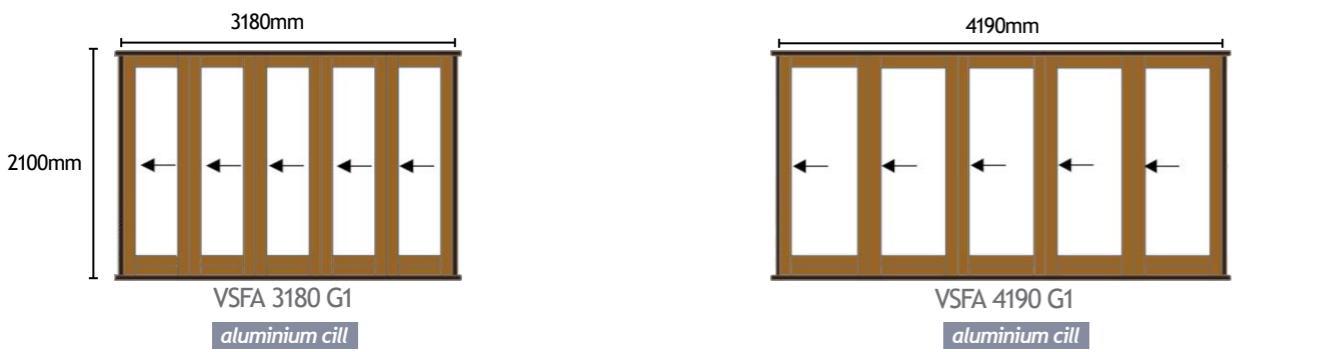
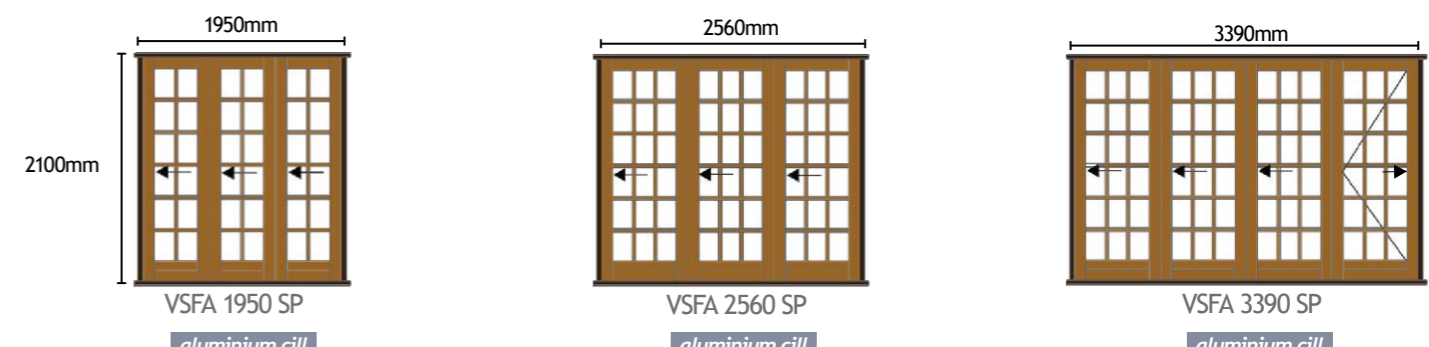
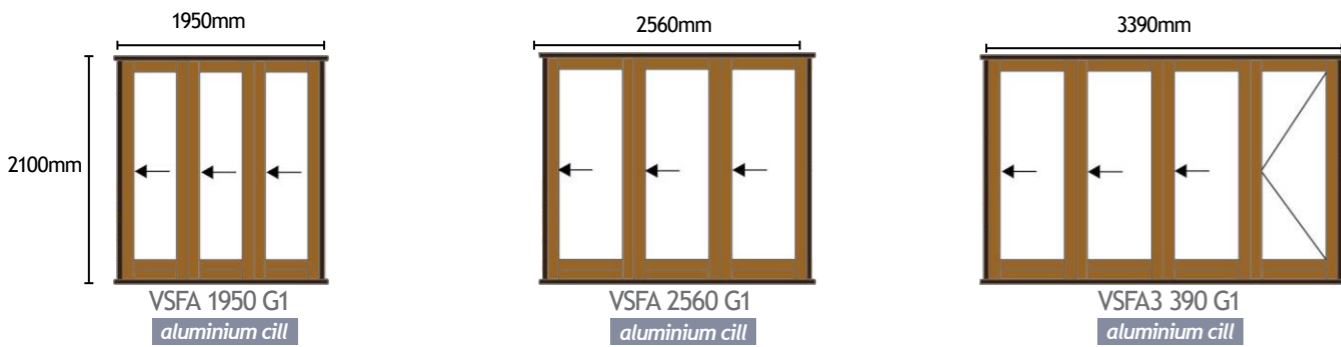
Van Acht's unique adjustable Sliding folding frames allow movement of doors during seasonal humidity changes.

Sliding Folding units are supplied unassembled. Units should be fitted by a qualified carpenter.

All Sliding folding doors can be custom made to a maximum height of 2.4 meter.

2 Glass, Happy & Glass Top doors available on request.

Viewed from outside, please specify if door is RH or LH



# Frameless Folding Doors

All sliding folding units supplied unassembled.

**NEW**  
aluminium cill  
&  
improved  
weather seals

## Information

These units can not be custom made.

Sidelights & Toplights can be added to make up custom sizes.

Please specify if door is LH or RH viewed from outside.

Units available in a height of 2100mm and 2385mm.

8mm toughend safety glass used on 2100mm height.

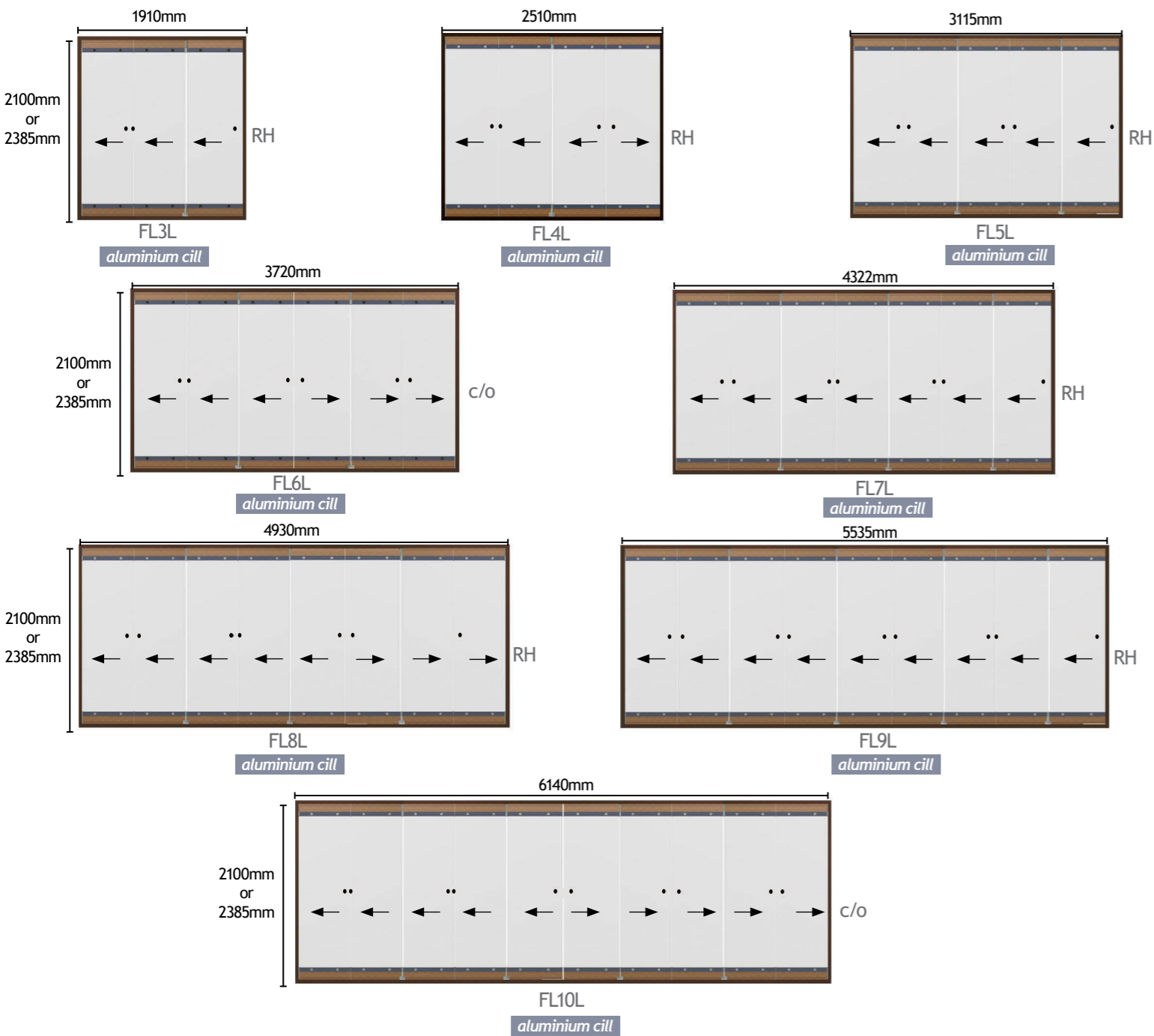
10mm toughend safety glass used on 2385mm height.

Frameless  
Doors

## Frameless Folding Door Application

This design meets the structural requirements of the National Building Regulations, but not necessarily the requirements that precludes leaking of glazing.

Therefore it should not be installed as a primary weather barrier. Uses include: closing of exterior entertainment area or separating 2 rooms.



## Making The Best Choice

When selecting exterior doors for your home, there are a few factors to consider, like location, style of the house and local building regulations which may affect the level of required maintenance. ( For example: the placement of your exterior doors). After you have reviewed these criteria, you will be able to choose doors that are most suitable for your home or building.

## Appropriate Exposure

Which direction will your exterior door face? When choosing a wooden exterior door it is imperative to consider exposure. To adequately protect the door and extend its life, you will have to take into account your climate and direction the door will be facing.

We do not recommend that doors are exposed to full sun, especially in the Highveld where the climate is extremely dry and UV rays harsh to exterior wooden products. Without the correct overhangs, wooden doors will require frequent maintenance. They are also susceptible to performance problems, such as warping, expansion, water penetration and overall deterioration.

We do not recommend painting or staining doors black, due to the fact that dark colours attract more heat from the sun. (For example: the surface temperature of black/very dark doors is up to 10 °C higher than less darker colours). This can cause doors to warp or crack. Please note that doors used in any of the above applications will not be covered under our warranty.

## Caring For Your Doors

Treatment is of utmost importance to keep wood protected and aesthetically beautiful, especially in South Africa where harsh conditions prevail. Neglecting to treat or incorrectly treating a wooden product will result and assist with rapid deterioration. Prior to installation, doors should be stored flat on a level surface in a dry ventilated area.

Van Acht does not recommend varnish for any exterior wooden product. Varnish does not penetrate the timber, but only forms a surface layer. Prolonged exposure to sun causes the resin in varnish to harden and crack, allowing moisture to penetrate into timber, causing decay, discoloration and ultimately wood rot. If doors are prepared for painting, a universal sealer should be applied on all six sides prior to painting the door. Painted timber swells and shrinks as seasons change. This might lead to cracking of the paint and exposing of unpainted areas. If a door is not sealed properly on all six sides immediately after delivery and before installation, this will affect the warranty.

## On Delivery and Installation

Products are to be sealed with a penetrating wood sealer (V-COAT) immediately after delivery, and prior to installation. The sealing of timber is essential to limit the periodic movement of moisture in and out of wood. Moisture causes the cell walls to swell and shrink and ultimately, without the correct protection and maintenance, the timber will crack, split and warp. It is therefore of utmost importance to seal the end grains at the top and bottom of the door. This is where most moisture is absorbed. Ensure that your carpenter seals the tops and bottoms after cutting and planing doors for fitment. Also ensure that all cutouts made by your carpenter are sealed. This includes, but is not limited to, cutouts for hinges, locks and flush bolts.

## We Recommend V-COAT

















V-COAT is a penetrating oil specially formulated to protect wood from rain, sun and UV damage it can be used on any wooden product. V-COAT has added UV stabilisers that make it last longer. V-COAT is available in 1 litre and 5 litre tins, and available in 7 different colours: clear, mahogany, teak, kiaat, copper canyon, golden brown, walnut and grey.

### Recommended Door Application

- S** Semi Exterior : Suitable for infrequent and partial exposure. door must not be fully exposed to direct sunlight and rain. An over hang above the door is recommended.
- E** Exterior: Suitable for direct exposure to weather once sealed.

### Vital Information

All doors should be fitted by a qualified carpenter. Ensure that your doors are sealed on all six sides, after your carpenter has trimmed them, to prevent excessive warpage and twisting. All exterior doors should have a weather bar fitted. Solid and glass doors can be custom made.

2032mm						
	<b>S</b> 2 Panel Heavy 813mm	<b>S</b> 2 Panel HB 813mm	<b>S</b> 4 Panel 813mm	<b>S</b> 6 Panel 813mm	<b>S</b> 8 Panel 813mm	<b>S</b> 10 Panel 813mm
2032mm						
	<b>E</b> BB Door 813mm	<b>S</b> 5 Panel 813mm	<b>S</b> IVT Horizontal 813mm 762mm 610mm	<b>S</b> IVT Horizontal G1 813mm	<b>S</b> 2 Panel Arch 813mm	<b>S</b> 4 Panel HB 813mm
2032mm						
	<b>S</b> Nederburg 813mm	<b>S</b> Boschendal 813mm	<b>S</b> Glass Top 813mm	<b>S</b> I3P Panel HB Cape Dutch 813mm	<b>S</b> 3 Panel HB Cape Dutch Glass Top 813mm	<b>S</b> 3 Panel HB Oval Glass Top 813mm

## Recommended Door Application

- S** Semi Exterior : Suitable for infrequent and partial exposure. door must not be fully exposed to direct sunlight and rain. An over hang above the door is recommended.
- E** Exterior: Suitable for direct exposure to weather once sealed.

# Semi Exterior Doors

# Semi Exterior Doors

## Vital Information

All doors should be fitted by a qualified carpenter. Ensure that your doors are sealed on all six sides, after your carpenter has trimmed them, to prevent excessive warpage and twisting. All exterior doors should have a weather bar fitted. Solid and glass doors can be custom made.



All doors are supplied unstained unless specified. Doors in pictures below show possible staining options. Carve doors available in 2320mm height



# Semi Exterior Doors

## Recommended Door Application

- S** Semi Exterior : Suitable for infrequent and partial exposure. Door must not be fully exposed to direct sunlight and rain. An over hang above the door is recommended.
- E** Exterior: Suitable for direct exposure to weather once sealed.

## Vital Information

All doors should be fitted by a qualified carpenter. Ensure that your doors are sealed on all six sides, after your carpenter has trimmed them, to prevent excessive warpage and twisting. All exterior doors should have a weather bar fitted. Solid and glass doors can be custom made.

# Interior Doors

## Recommended Door Application

- i** Interior: For internal use only.
- Available in 813mm half hour fire door.

## Vital Information

All doors should be fitted by a qualified carpenter. Ensure that your doors are sealed on all six sides, after your carpenter has trimmed them, to prevent excessive warpage and twisting. Only marked interior doors can be custom made.

All doors are supplied unstained. Doors in pictures below show possible staining options. Carve doors available in 2320mm height






### Tall doors

There is a full range of Tall Doors available in Kiaat, and Meranti. Tall Doors used with tall frame = 2380mm overall height




Protect your doors with V-COAT oil. Now available in 7 lasting colours !

# Custom Doors



## Sliding Track Doors






# Panel Pivot Doors

## Vital Information

All doors should be fitted by a qualified carpenter. Ensure that your doors are sealed on all six sides, after your carpenter has trimmed them, to prevent excessive warpage and twisting. All exterior doors should have a weather bar fitted. Solid and glass doors can be custom made.

## Recommended Door Application

**S** Semi Exterior : Suitable for infrequent and partial exposure. Door must not be fully exposed to direct sunlight and rain. An over hang above the door is recommended.



G1 Meranti  
1200x2032mm



2 Panel HB Meranti  
1200x2032mm



3 PGT HB Meranti  
1200x2032mm



4 Panel Meranti  
1200x2032mm



8 Panel Meranti  
1200x2032mm



12 Panel Meranti  
1200x2032mm



4 Panel Carve 9 Meranti  
1200x2032mm



Happy Meranti  
1200x2032mm




2 Panel HB Kiaat  
1200x2032mm




3 Panel HB Kiaat  
1200x2032mm



5 Panel Kiaat  
1200x2032mm




12 Panel Rosewood  
1200x2032mm



V1200 Carve 6 DSB Meranti  
1200x2032mm



V1200 NO 91 Meranti  
1200x2032mm



V1200 NO 93 Meranti  
1200x2032mm

# Marine Ply Pivot Doors

## Vital Information

All doors should be fitted by a qualified carpenter. Ensure that your doors are sealed on all six sides, after your carpenter has trimmed them, to prevent excessive warpage and twisting. All exterior doors should have a weather bar fitted. Solid and glass doors can be custom made.

## Recommended Door Application

**S** Semi Exterior : Suitable for infrequent and partial exposure. Door must not be fully exposed to direct sunlight and rain. An over hang above the door is recommended.

Supplied unstained without glass



IVT Horizontal Marine Ply  
1200x2032mm

Supplied unstained without glass



IVT NO 2 Marine Ply  
1200x2032mm

Supplied unstained without glass



IVT No 4 Marine Ply  
1200x2032mm

Supplied unstained without glass




IVT NO 7 Marine Ply  
1200x2032mm

Supplied stained with tinted glass & stainless steel handle




IVT NO 8 Marine Ply  
1200x2032mm

Supplied Stained



V1200 GD 3P ARCH HB Marine Ply  
1200x2032mm

Supplied stained with tinted glass & stainless steel handle



IVT NO 9 Marine Ply  
1200x2032mm

Supplied stained with tinted glass & handle



IVT NO 11 Marine Ply  
1200x2032mm

Supplied stained with tinted glass & handle



IVT NO 12 Marine Ply  
1200x2032mm

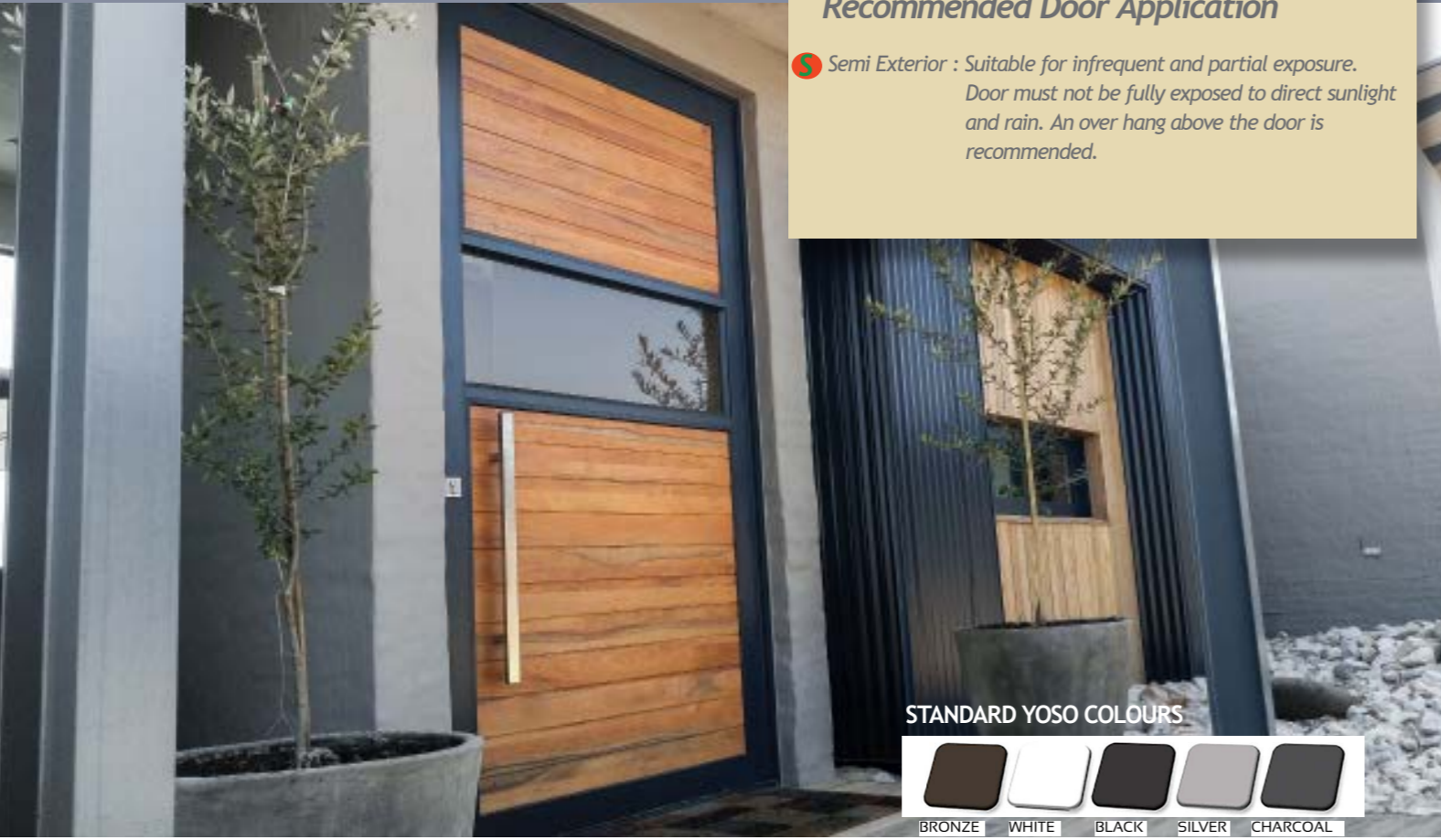
Marine Ply is environmentally friendly due to its nature as carbon sink and its allowance for the optimization of wood.



Marine Ply is made from hardwood that is cut into several layers. These layers are pressure bonded together with their adjacent ply having their grain at 90° angles to each other for greater strength (cross lamination). Marine-Ply is highly resistant to fungal attacks and can withstand extended exposure to moisture. Hence the name 'Marine ply' it is often used in the construction of boats and docks. Much of its strength is derived from strong Weather and Boil Proof (WBP) glue used between ply sheets.

### Recommended Door Application

**S** Semi Exterior : Suitable for infrequent and partial exposure. Door must not be fully exposed to direct sunlight and rain. An over hang above the door is recommended.



#### STANDARD YOSO COLOURS



### Information and Special Features

The YOSO door range is a unique modern alternative to the plain glass front door. YOSO doors are supplied pre hung with double glazing, handles & CISA italian locks .

**Standard Sizes:** 1300x2100, 1600x2100, 1300x2380, 1600x2380

**Maximum Width:** 1600mm

**Timber Options:** Kiaat, Teak, Rosewood, Eucalyptus Grandis

**Aluminium Frame Colours :** Standard colours , any other colours can be arranged on special request at additional costs.



2 Panel YOSO  
Marine Ply  
813x2032mm



GTOP YOSO  
Marine Ply  
813x2032mm




YOSO 1.2 PIV Y1



YOSO 1.2 PIV Y2



YOSO 1.2 PIV Y3



YOSO 1.2 PIV Y4



YOSO 1.2 PIV Y6

# Pull Handles



BHAV2 BZ430



BHAV1BZ 450



BRUSS 24 BZ



BHAV3 BL

### Handles available in:

- BL - Black
- SL - Silver
- BR -Bronze
- SS - Stainless Steel(BHAV5 ONLY)



BHAV1 BL720  
also in 1400mm



BHAV5 730SS  
also in 400mm



BHAV5 400BL  
also in 730mm



BHAV8 460BL  
also BHAV7 320BL




BHAV4 300BL



BHAV6 400BL

## Cladding

Below images are all custom designs, images depict how our VERSA-WOOD cladding can be applied



# Pivot Doors


## Information


Standard sizes for designer pivot doors

Sizes: 813x2032mm - 1200mmx2032mm - 1500x2032mm

Designer pivot doors can be made to custom sizes.

## Recommended Door Application

 **Semi Exterior** : Suitable for infrequent and partial exposure. Door must not be fully exposed to direct sunlight and rain. An over hang above the door is recommended.

All designer pivot doors are Semi Exterior 

# Pivot Doors


## Information


Standard sizes for designer pivot doors

Sizes: 813x2032mm - 1200mmx2032mm - 1500x2032mm

Designer pivot doors can be made to custom sizes.

## Recommended Door Application

 **Semi Exterior** : Suitable for infrequent and partial exposure. Door must not be fully exposed to direct sunlight and rain. An over hang above the door is recommended.

All designer pivot doors are Semi Exterior 



No 1  
1200x2032mm



No 3  
1200x2032mm



No 10  
1200x2032mm



No 11  
1200x2032mm



No 14  
1200x2032mm



No 57  
1200x2032mm



No 63  
1200x2032mm



No 64  
1200x2032mm



No 69 ROSEWOOD  
1200x2032mm



No 77  
1200x2032mm



No 15  
1200x2032mm




No 18  
1200x2032mm



No 26  
1200x2032mm



No 27  
1200x2032mm



No 31  
1200x2032mm



No 79 1200mm only  
1200x2032mm




No 83 1200mm only  
1200x2032mm



No 87 1200mm only  
1200x2032mm



No 90  
1200x2032mm



Mali  
1200x2032mm  
Hand Carved




No 32  
1200x2032mm



No 33  
1200x2032mm



No 37  
1200x2032mm



No 38 only 1200mm  
1200x2032mm



No 39  
1200x2032mm



Africa 2  
1200x2032mm  
Hand Carved



Africa 4  
1200x2032mm  
Hand Carved




Africa 5  
1200x2032mm  
Hand Carved



Africa 6  
1200x2032mm  
Hand Carved



Africa 14  
1200x2032mm  
Hand Carved



No 41  
1200x2032mm



No 45  
1200x2032mm



No 46  
1200x2032mm



No 47  
1200x2032mm



No 55  
1200x2032mm



Big Five  
1200x2032mm  
Hand Carved



Elephant  
1200x2032mm  
Hand Carved



Lion  
1200x2032mm  
Hand Carved



Kudu  
1200x2032mm  
Hand Carved



Buffalo  
1200x2032mm  
Hand Carved

# Handles

Handles below available only on order.  
 Handles available in Satin Chrome only.  
 BH1007 and BH1306 are Stock Items.  
 BH1300 available in 450mm & 600mm  
 BH1305 and BH1306 available in 300, 450 & 600mm



BH1001



BH1003



BH1004



BH1005



BH1006



BH1007



BH1008



BH1009



BH1010



BH1011



BH1021



BH1014



BH1022



BH1016



BH1018



BH1019



BH1300



BH1305



BH1306



BA1901



BA1904



BHBP1KHSS



BHBP2KHSS



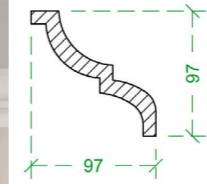
BHBP3KHSS

# Cornices



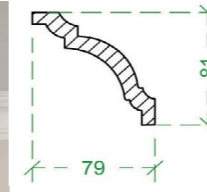
VCA02

97X97X2000mm



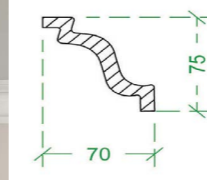
VCA03

79X81X2000mm



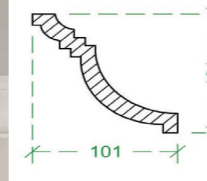
VCA04

70X75X2000mm



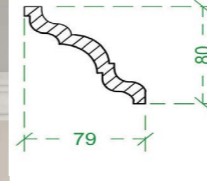
VCA05

101X104X2000mm



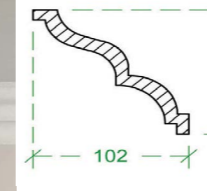
VCA06

79X80X2000mm



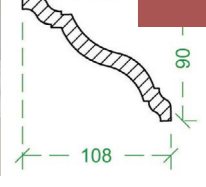
VCA07

102X102X2000mm



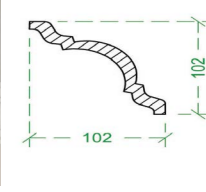
VCA08

108X90X2000mm



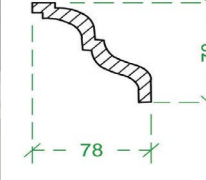
VCA09

102X102X2000mm



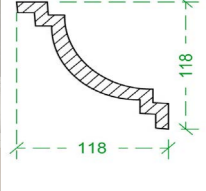
VCA010

78X78X2000mm



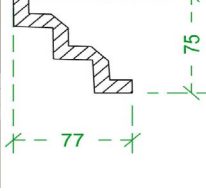
VCA011

118X118X2000mm



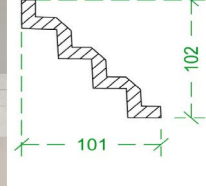
VCA014

77X75X2000mm



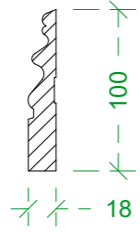
VCA015

101X102X2000mm





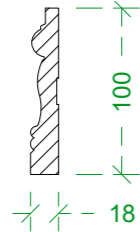
ALSO AVAILABLE IN 125MM HEIGHT



VMS1



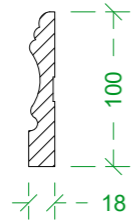
ALSO AVAILABLE IN 125MM HEIGHT




VMS2



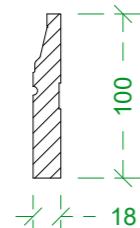
ALSO AVAILABLE IN 125MM HEIGHT




VMS3



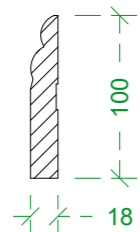
ALSO AVAILABLE IN 125MM HEIGHT




VMS4



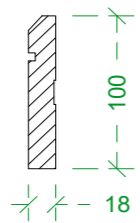
ALSO AVAILABLE IN 125MM HEIGHT



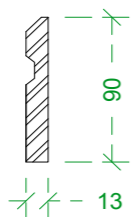
VMS5



ALSO AVAILABLE IN 125MM HEIGHT



VMS6



VMS7

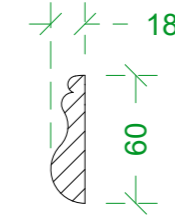
### Why finger jointing ?

Strict deforestation regulation by the forest stewardship council (FSC) on timber states that only timber from sustainable forests may be used.

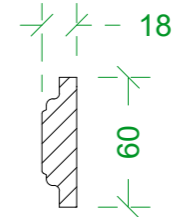
At Van Acht we utilize and optimise timber as much as possible to prevent waste. One of these methods of optimizing timber is finger jointing selected timber.

### What is finger jointing ?

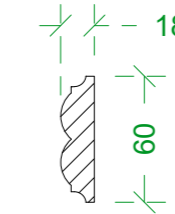
Instead of rejecting or throwing away good pieces of timber (bad spot or area) we rather cut out that piece and finger joint all the good pieces together. Hereby we can ensure selected good quality long lengths of timber.



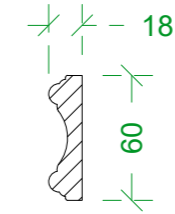
VMD1



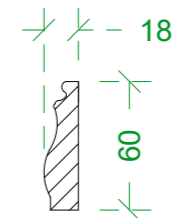
VMD2



VMD3



VMD4



VMD5

VM BLOCK 100




VM BLOCK 150



VM BLOCK 200



RIGHT: Representation of all the products combined on a wall. Products include skirting and corner block at floor level. Dado Rail in the centre of the wall. Architraves to finish the door frame. →



## INSTALLATION GUIDELINES

### BEFORE INSTALLATION OF ANY VAN ACHT PRODUCT, ENSURE THAT :

- Your order was manufactured to your exact specifications.
- Possible discrepancies are reported to Van Acht in writing, within 7 days.
- All products must be stored on a flat level surface in a well ventiated area under cover from rain or sun.
- All products must be sealed on all 6 sides, by applying a sealant such as V-COAT.

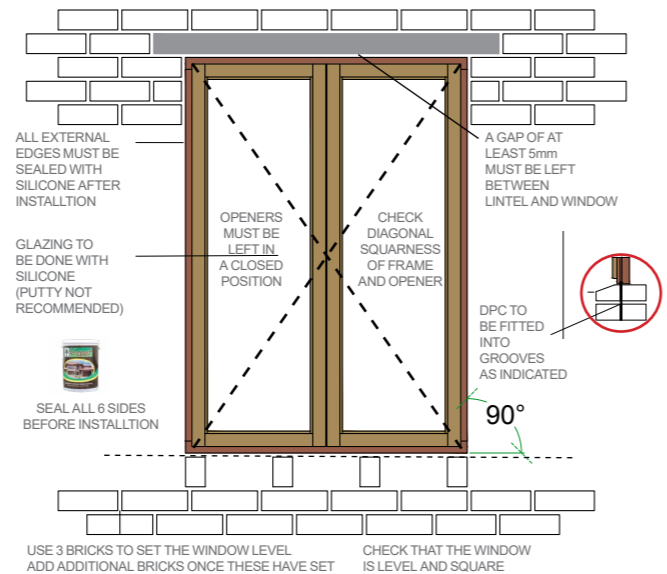
### DURING BUILDING AND INSTALLATION, ENSURE THAT:

- Products are supported to prevent the sill and top rail bending and that the waterproofing membrane (DPC) is correctly fitted in the grooves provided.
- The loose end of the DPC is tucked in-between the two brick skin wall.
- All openings between walls and joinery must be sealed with UV resistant silicone after installation.
- Products are placed in the openings level and square
- openers are left in the closed or locked position while building commences.
- The outside window sills are built in underneath the bottom of the window-not against it.

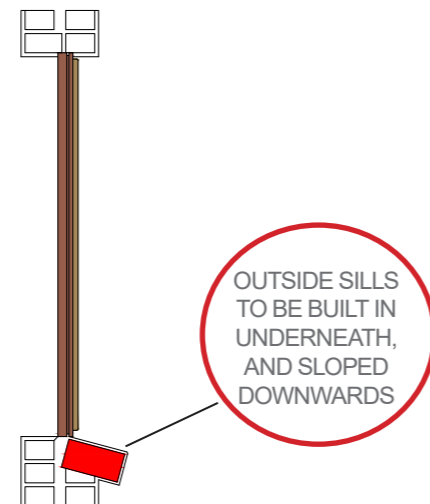
### AFTER BUILDING ENSURE THAT:

- All glazing beads are painted or sealed on all sides, including cut outs, and rebates.
- The end grain of the glazing beads have been sealed.
- Silicone is used to secure the glass to the window.
- All openings between walls and joinery are sealed with silicone or foam.
- All Van Acht wooden products surfaces are sealed with an exterior grade sealnt, in accoradnce with manufacturer's specifications.

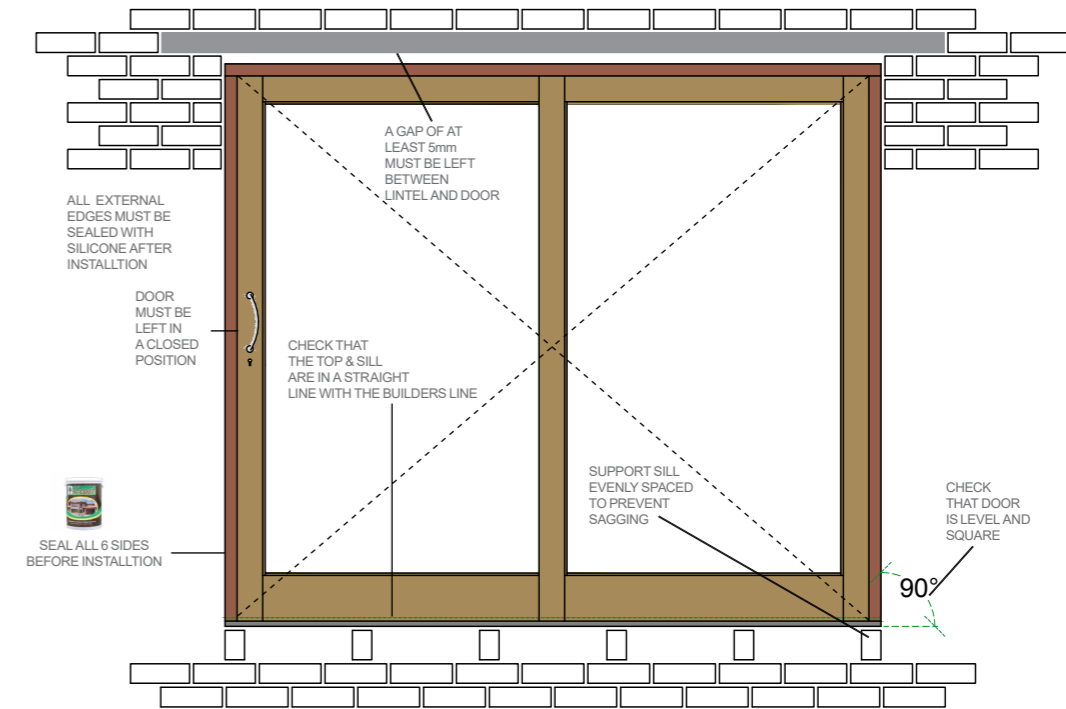
## WINDOW INSTALLATION GUIDELINES



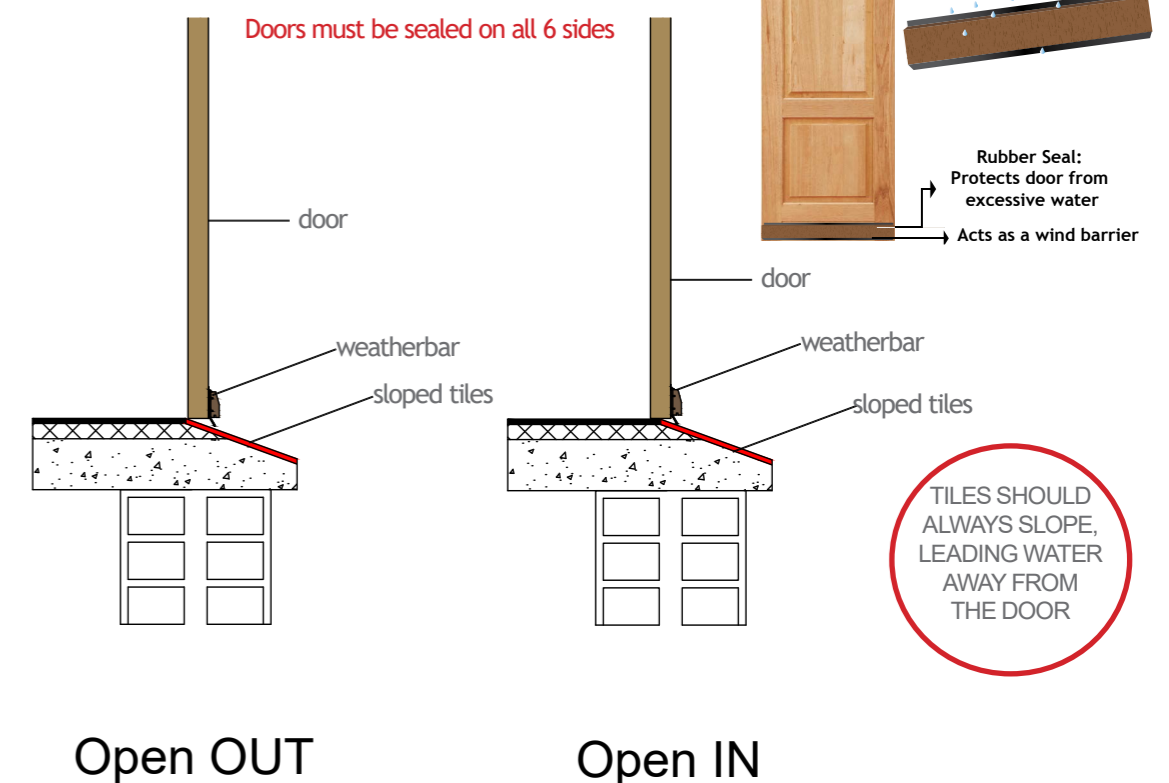
## WINDOW INSTALLATION GUIDELINES



## SLIDING, FOLDING DOOR INSTALLATION GUIDELINES



## FINISHED FLOOR LEVELS FOR DOORS



## WEATHER BAR

For your the protection of your door !





Van Acht Kya Sand Showroom & Distribution Centre

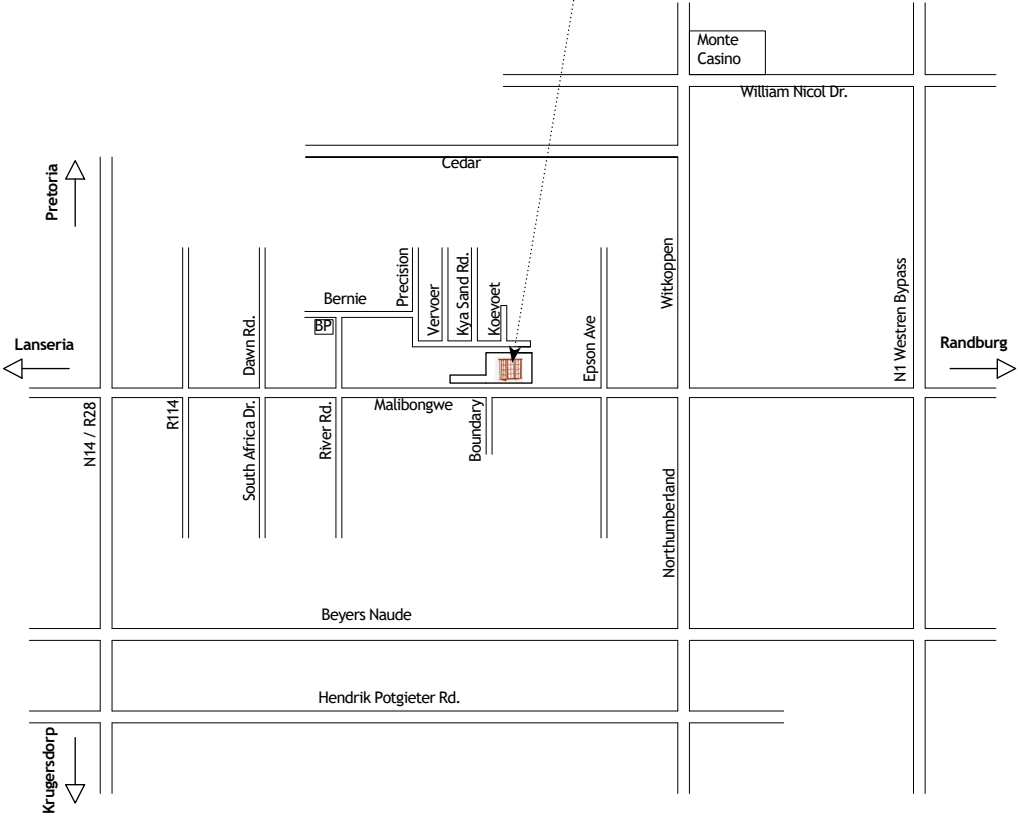


Manufacturing Plant Factoria, Krugersdorp

Randburg : 148 Industrial Rd, Kya Sand Randburg, JHB  
 Hartbeespoortdam: R512 Grootplaas Farm Stall, opposite Pecanwood  
 Pretoria: Zambesi off ramp, 1 Calliandra Place, Calliandra Rd, Montana opposite CTM  
 Klerksdorp: 2 Neethling Str, Elandsheuwel  
 Krugersdorp: Corner Barratt & Coppinger str, Factoria

Maps to our other branches available on [www.vanacht.co.za](http://www.vanacht.co.za)

**VAN ACHT**  
 WOOD • ALUMINIUM • WINDOWS • DOORS  
 148 Industrial Rd.  
 Kya Sand Business Park



011 708 7868 / 011 708 2488

012 244 1319  
 012 548 7672  
 018 462 0784  
 011 664 7192

[www.vanacht.co.za](http://www.vanacht.co.za)  
[sales@vanacht.co.za](mailto:sales@vanacht.co.za)  
 Kya Sand fax: 011 708 2023

