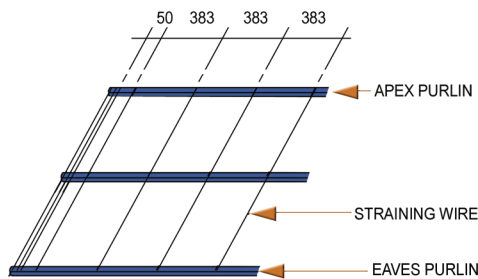
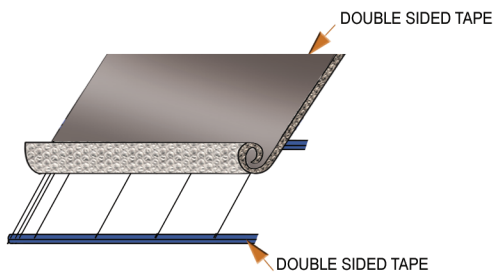


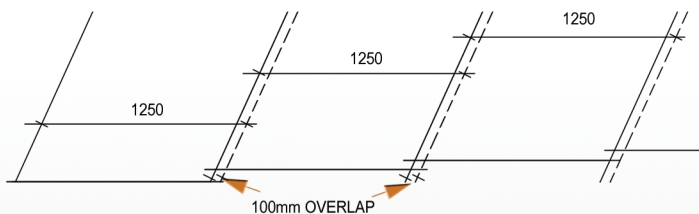
Industrial Application



Fix PVC coated straining wire by passing it through 5mm holes drilled in the top faces of the apex/top purlin and the eaves/bottom purlin at 383mm centres. The wire to pass over the intermediate purlins. The first straining wire to be fixed 50mm away from gable end. Evenly tension all wire ensuring that cut ends face downwards.



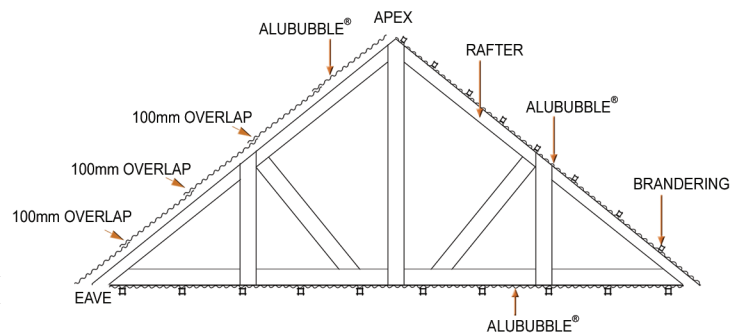
Roll ALUBUBBLE® down the slope of the roof and cut to length with an additional 200mm of material to use as a grip for tensioning the material. Fix ALUBUBBLE® over the straining wires and ensure that it is laid square to the building. Attach ALUBUBBLE® to the eaves purlin using good quality double sided adhesive tape of either 24mm or 48mm width. Firmly grip the top end of the material and pull to tension the ALUBUBBLE® and attach to the apex purlin again using double sided tape.



All subsequent sheets of ALUBUBBLE® to be fixed as above with a minimum of 100mm overlap over the previous sheet. To achieve the best visual effect, install ALUBUBBLE® starting from the end of the building from where one wants to see the neatest finish. Straining wires must be positioned at the centre of the overlaps i.e. not more than 50mm from the edges of the sheet.

Lay the roof sheeting as soon as possible after the fitting of ALUBUBBLE®.


Domestic Application



The insulation properties, tensile strength and ease of handling makes ALUBUBBLE® an ideal and versatile material for use in the domestic market.

ALUBUBBLE® is laid horizontally commencing at the eaves (bottom). Each subsequent layer is then laid with a 100mm lap over the previously laid sheet. (This ensures that ALUBUBBLE® provides insulation while acting as a waterproofing membrane and vapour barrier against condensation.)

Domestic Installation



Warranty:- ALUBUBBLE® is not suitable for exposed, exterior applications. The manufacturer Africa Thermal Insulations (Pty) Ltd guarantees the prime quality of the ALUBUBBLE® product for 15 years from the date of installation (in accordance with the requirements of SANS10400 Building Regulations), on condition that the product has been correctly installed according to the manufacturer's installation instructions and provided that the roof has not leaked or been tampered with in any way. The guarantee does not cover the discolouring or deterioration of the product due to it being installed in a corrosive or contaminated environment. The extent of the liability shall be restricted to the replacement of the product only and does not include the cost of removing and refitting the roof.



AFRICA THERMAL INSULATIONS

tel: 011 462 9122 www.alububble.co.za