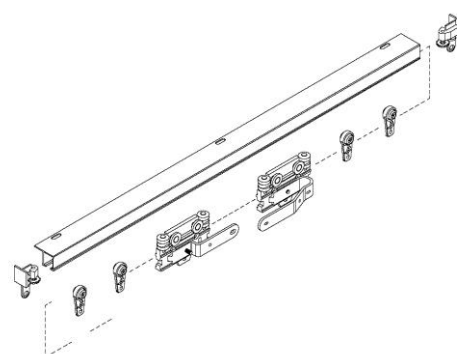


Glide Curtain Tracks

Blind Designs Glide Curtain Tracks are heavy duty, suitable for wide curtains and heavier weight curtain fabric. The advised weight limit for the fabric is 10kg per meter. The tracks are supplied as standard with 8 wheeled master carriers. The Master Carrier ensures maximum drive stability, and the arms can be configured to suit a variety of applications and curtain stacking options (straight and overlap for centre split, straight arm for a left or right stack) The runner is a wheeled smooth running ball bearing runner, 14 are supplied per meter as standard. Wands are available to operate the tracks. Clear Perspex wands, 12mm thick are available in 900mm, 1500mm and 1800mm lengths. An Aluminium wand option is available in a 1500mm length.

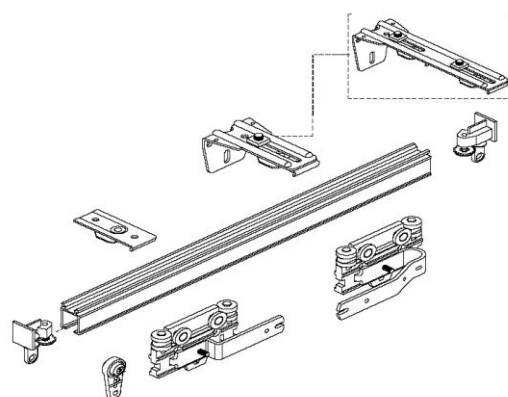
Glide Top Fix Hand Drawn Specification:

The Blind Designs Glide Top Fix Hand Drawn curtain track is an aluminium track with an extruded lip with pre-drilled holes every 400mm to ensure a quick and neat installation in Top Fix applications. It is available in white or anodised aluminium colours. An 8-wheel master carrier leads the runners and can be drawn by hand or wand options. The ball bearing runners have a weight limit of 10kg per meter, and 14 are supplied per meter.



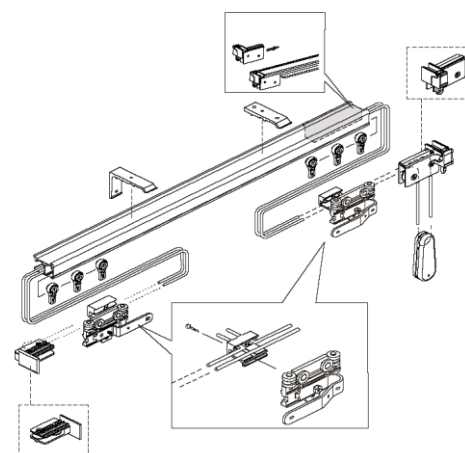
Glide Hand Drawn Specification:

The Blind Designs Glide Hand Drawn curtain track is heavy duty white aluminium track with a small, neat profile, with steel brackets to suit Top Fix, Face Fix and Double Face Fix installation applications. An 8-wheel master carrier leads the runners and can be drawn by hand or wand options. The ball bearing runners have a weight limit of 10kg per meter, and 14 are supplied per meter. We offer a variety of track bending options on this track.



Glide Cord Drawn Specification:

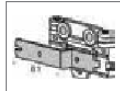
The Blind Designs Glide Cord Drawn track is a heavy-duty white aluminium track, with white aluminium brackets to suit Top Fix and Single Face Fix installation applications. Operation is by a 4mm white cord which sits in a separate channel to the runners so as not to interfere with the operation. The cord extends out of the track on either left or right side and is tensioned by an option of a pulley tensioner or a hanging weight.



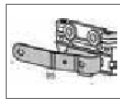
MASTER CARRIERS



Master Carrier
Straight Arm LH



Master Carrier
Straight Arm RH



Master Carrier
Overlap Arm RH

RUNNERS



Ball Bearing Runner

WANDS

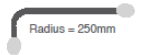


Perspex 900mm, 1500mm and
1800mm
Aluminium 1500mm

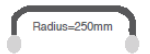
BENDING

Bent tracks available in the below variations, all bends will have 250mm radius.
*Only Hand Drawn and Avant tracks can be bent.

One 90° Bend



Two 90° Bends



Continuous Bend
(1 Radius)



One Custom Angle Bend



Two Custom Angle Bends

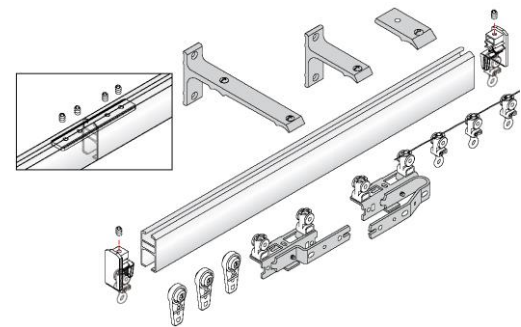


Continuous Bend
(Variable Radius)




Glide Avant Specification:

The Blind Designs Glide Avant curtain track has been designed to be exposed, featuring a variety of colours and a flat fronted, rectangular profile. Aluminium colour coded brackets are available to suit Top Fix, Face Fix and Double Face Fix installation applications. A master carrier leads the runners and can be drawn by hand or wand options. The ball bearing runners have a weight limit of 10kg per meter, and 14 are supplied per meter. We offer a variety of track bending options on this particular track.

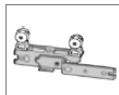


Glide Urban Specification:

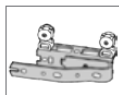
The Blind Designs Glide Urban curtain track has been designed to be exposed, featuring a variety of colours supplied in a round profile. Aluminium colour coded brackets are available to suit Top Fix, Face Fix and Double Face Fix installation applications. A master carrier leads the runners and can be drawn by hand or wand options. The ball bearing runners have a weight limit of 10kg per meter, and 14 are supplied per meter.



MASTER CARRIERS



Master Carrier
Straight Arm LH



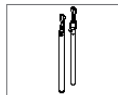
Master Carrier
Overlap Arm RH

RUNNERS



Ball Bearing Runner

WANDS

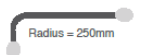


Perspex 900mm, 1500mm and
1800mm
Aluminium 1500mm

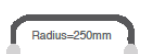
BENDING

Bent tracks available in the below variations, all bends will have 250mm radius.
*Only Hand Drawn and Avant tracks can be bent.

One 90° Bend



Two 90° Bends



Continuous Bend
(1 Radius)



One Custom Angle Bend



Two Custom Angle Bends



Continuous Bend
(Variable Radius)

