



SafeStore Auto Maxi

Automated safe deposit locker system
for large self-service areas on multiple floors,
including basement and cellar

GUNNEBO®

Automated technology for 24/7 accessibility



Reduce staff time as the next-generation automated technology retrieves the locker compartment at any time and on any day of the week without assistance from staff. Drive

utilisation rates, attract a broader customer base and increase locker rental fees thanks to 24/7 accessibility. Offer your customers and employees user-friendly features like the interactive user interface and card reader, both of which are as easy to use as an automated teller machine (ATM). And enhance access for people with a disability with the new ergonomic touchscreen.

Flexible by design



Discover the customisable design that can be adapted for high-duty use at a variety of large-sized locations: the secure transaction room, where customers deposit and retrieve

their belongings, can be combined on the same floor level as the vault, on the floor above, or on both floors — depending on your usage needs, security requirements and office space. Install the vault in the basement or cellar. Select your preferred delivery points that offer your customers and employees access to the self-service terminals from a lobby on the same and/or upper floor.

Customisation at your service

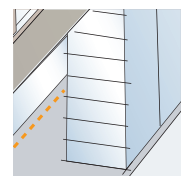
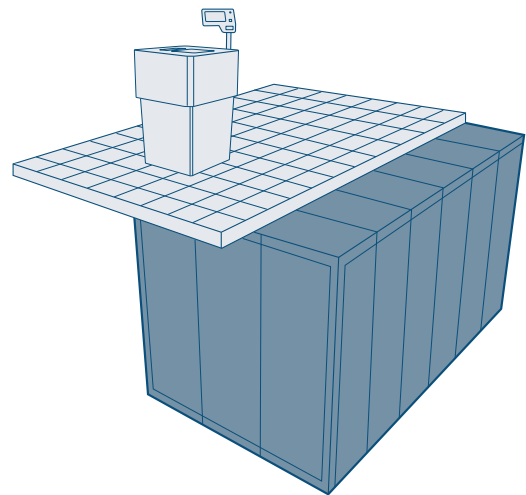


Choose from eight different locker heights, up to three self-service terminals, and between 250 and 5,000 locker compartments. The unit is highly graded. Customise the

terminal's colours and materials to better integrate into your self-service area. Avoid overloading locker compartments and forestall technical issues via the onboard weighing function. For smaller units, Gunnebo's SafeStore Auto Mini and SafeStore Auto Midi are also available.

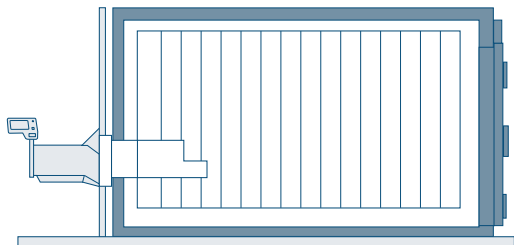
Service maintenance access from the rear

- Highly customisable
- 8 different locker heights available
- From 250 up to 5,000 storage locker compartments
- Up to 4 self-service terminals on multiple floors
- Grades: VDS Gr VIII and X. ECB-S Gr V, VI, VII, VIII, IX & X.
- Perfect for large spaces on multiple floors, including basement and cellar

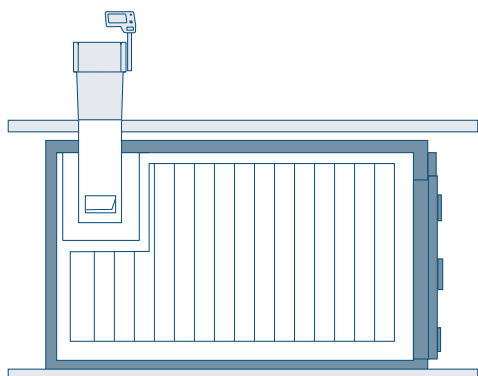


Choose from a variety of locker delivery points

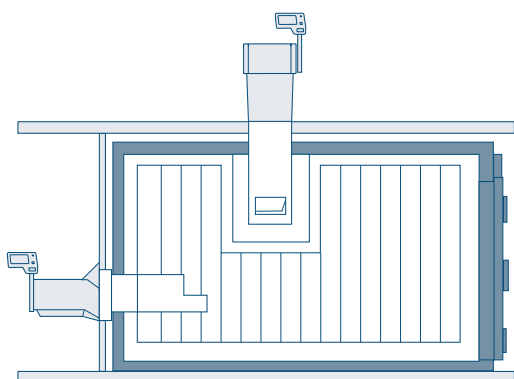
Basement exit



Lobby exit



Combination



Your choice for a fully customisable self-service system

Provide your customers with 24/7 access to their valuables via an entirely customisable automated safe deposit locker system that is ideal for large-sized locations, including multiple levels: SafeStore Auto Maxi is the large, fully flexible model from the SafeStore Auto range, offering the next-generation automated technology and advanced customer identification features you expect from this revolutionary system. Ideal for banking, hotel and office environments, it meets your need for a large, high-duty solution that can be customised according to your usage needs and office space.



Want to see SafeStore Auto in full action?
Scan this QR code with your smartphone.
Or search for "SafeStore Auto" on YouTube.

SafeStore Auto Maxi

Double row solution

Better application of limited floor space

The double row SSA Maxi has been specifically designed to optimise the use of small surface areas. Not only does it enable a smaller strong room design, it also offers a weight load reduction, achieving both without compromising on the number of available lockers.

In a standard, single row set-up, a robot can only collect one deposit box at a time. In a double row solution, two boxes can be collected by one robot. This is fulfilled by stacking the boxes behind one another and linking them with a hook, ensuring this compact block of lockers realises the maximum amount of space efficiency.

How does it work?

When a box is requested, the robot moves to its location and retrieves the first box in the front row. This simultaneously pulls the box from the back row into the front shelf position, as they are connected.

Using two robot components mounted on one set of rails, the top robot with the first box moves upwards, allowing the lower robot component to align and pick the second box, from the front shelf position. The robot then transports both boxes to the exit unit, but only the second box is moved into the dispenser.



Savings

In a direct comparison, where the same number of safe deposit lockers are made available, but less surface area is used, the following savings are possible:

- Strong room footprint area reduced by 23%
- Strong room panel surface area reduced by 23%
- Weight load reduction by 10%

Not only does this reduce the total overall cost of the project and maintain the safe deposit locker count, it impacts carbon footprint too. By using less strong room panels, requiring less robots – thus less materials – lessening the overall solution weight load and lowering logistics costs, the project is also afforded ecological savings.

Key benefits

- 23% smaller surface area*
- 23% less strong room panels*
- 10% less weight load*

Plus:

- Ecological savings due to using less materials

* Compared to a single row system with the same capacity of 1,762 boxes



See SafeStore Auto double row
solution in action
Scan this QR code with your
smartphone.



Take advantage of our knowledge:
www.GunneboSafeStorage.com

GUNNEBO®