





Details are NOT PROJECT SPECIFIC and need to be approved by a project professional before use to ensure that they meet with the specific project requirements. DRAWINGS NOT TO BE MODIFIED OR SCALED to suite without approval. **DRAWINGS FOR INFORMATION ONLY.** Construction concept only which is applicable to any Stud size and Board type. The detail should be read in conjunction with Saint-Gobain current literature available on www.gyproc.co.za. Systems need to be built to full height from structural floor to structural soffit to achieve fire and acoustic performance.

Glasroc® X Exterior Wall Cladding System Double Layer Lining - 90F60S55

				Applicable Stud Spacing (centres)	System Nominal Thickness	Cladding Height
60 min	Rw 55 dB	60 kg/m ²	2.6 m ² K/W	300 mm	150 mm	Full height
				400 mm		
				600 mm		

Refer to Glasroc® X System Guidelines for additional information.

System Overview

Internal Side: consisting of outer layer RhinoBoard® FireStop® dB 15 mm (1), and inner layer RhinoBoard® FireStop® dB 15 mm (2) (locally manufactured, ISO 9001 & 14001 certification, recycled paper content, Ecospecifier, Greentag level B listing, non-combustible to SANS 10177-5) fixed to framework using Gyproc Jack point screws 25 mm (base layer) and Gyproc Jack point screws 42 mm (face layer) at 220 mm centres.

Internal side finish: For Skimmed Finish: Cover entire drywall surface with 1 layer of Gyproc RhinoLite®. For Jointed finish: Cover Gyproc RhinoTape® with 2 coats of Gyproc RhinoGlide® (3) (locally manufactured).

External Side: consisting of outer layer Gyproc Glasroc® X 12.5 mm (4) fixed to framework using Gyproc Jack point screws (corrosion resistant, Zinc coating) 41 mm (base layer) at 150 mm centres.

External lightweight steel framework (LSF) (5) to comply with SANS 517 requirements. Floor and head track fixed to soffit and floor as per SANS 517 guidelines.

Install a.b.e® Drain High Density Polyethylene (HDPE) Membrane between external lining and framework using Gyproc Jack point screws 25 mm at 300 mm centres (6).

Where required install a 2 mm thick flat expanded metal (7) between framework and HDPE Membrane.

Install 102 mm Isover Cavitybatt™/Cavitylite® into frameworks with joints tightly butted, leaving no gaps (8).

Apply Gyproc RhinoTape® to all joints and internal corners.

External side finish: Apply reinforced Glasroc® X render system (weber basecoat and Polymeric finish) (9). Apply proprietary Glasroc® X beads (corner bead, starter beads etc.) to reinforce required areas.

System Details

