




Details are NOT PROJECT SPECIFIC and need to be approved by a project professional before use to ensure that they meet with the specific project requirements. DRAWINGS NOT TO BE MODIFIED OR SCALED to suite without approval.

DRAWINGS FOR INFORMATION ONLY. Construction concept only which is applicable to any Stud size and Board type. The detail should be read in conjunction with Saint-Gobain current literature available on www.gyproc.co.za. Systems need to be built to full height from structural floor to structural soffit to achieve fire and acoustic performance.

Gyproc Moisture Resistant Wall System 102F60

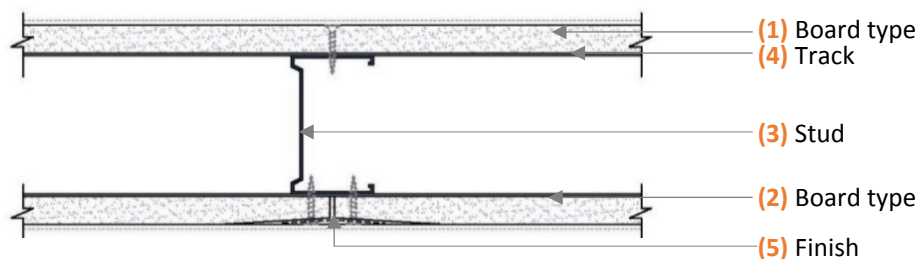
			Stud Spacing (centres)	Max Height (L/250 @ 200Pa)	System Nominal Thickness	Framework Height	Cladding Height	Duty Rating	Deflection allowance
60 min	-	29 kg/m ²	300 mm	5400 mm	132 mm	To underside of structural soffit	Full height	Medium	None
			400 mm	5100 mm					
			600 mm	4700 mm					

System Overview

Side 1 consisting of outer layer RhinoBoard® MoistureResistant 15 mm (1), Side 2 consisting of outer layer RhinoBoard® MoistureResistant 15 mm (2) (locally manufactured, ISO 9001 & 14001 certification, recycled paper content, Ecospecifier, Greentag level B listing, non-combustible to SANS 10177-5, less than 5% water absorption as per SANS 266) fixed to both sides of the frameworks using Gyproc Sharp-point Screws 25 mm (face layer) at maximum 220 mm centres. 102 mm Gypframe® UltraSTEEL® Studs (3) (locally manufactured, recycled content, ISO 9001 & 14001 certification) friction fitted into top and bottom 102 mm Gypframe® UltraSTEEL® Tracks (4) at 600 mm centres. Floor and head track fixed with two lines of proprietary fixings staggered at 300 mm centres. Gypframe® UltraSTEEL® Deep track shall be used for both floor and head track. Apply Gyproc RhinoTape® to all joints and internal corners. Install Gyproc RhinoTape® to all external corners. No insulation required. For Skimmed Finish: Cover entire drywall surface with 1 layer of Gyproc RhinoLite®. For Jointed finish: Cover Gyproc RhinoTape® with 2 coats of Gyproc RhinoGlide® (5) (locally manufactured). Apply sealant (supplied by others) between the building structure and the drywall framework. Bulk fill the gaps at the base of the drywall and any gaps exceeding 5 mm using Gyproc RhinoLite® or Gyproc RhinoGlide®. No skimmed finish and jointed finish required when tiling. Reduce stud spacing's to 400 mm centres when tiling.

System Details

Downloadable BIM files can be found at Saint-Gobain BIM Library: <https://bimlibrary.saint-gobain.com>



For system heights exceeding 4200 mm, use Gypframe® UltraSteel® Deep Track for both floor and head tracks. For systems with expected deflection of >10 mm and <4200 mm height, use Gypframe® UltraSteel® Deep Track for head tracks only. Details shown are subject to accuracy of information provided to Saint-Gobain at the time the drawings were originally requested. No duty of care is owed to the recipient or any other third party and Saint-Gobain does not accept any liability in respect of details shown. This Saint-Gobain system detail must not be used without a complete evaluation by owner's design professional to verify the suitability of it's use with your specific application. **The detail should be read in conjunction with Saint-Gobain current literature. Refer to literature and clauses at <https://www.gyproc.co.za/>.**