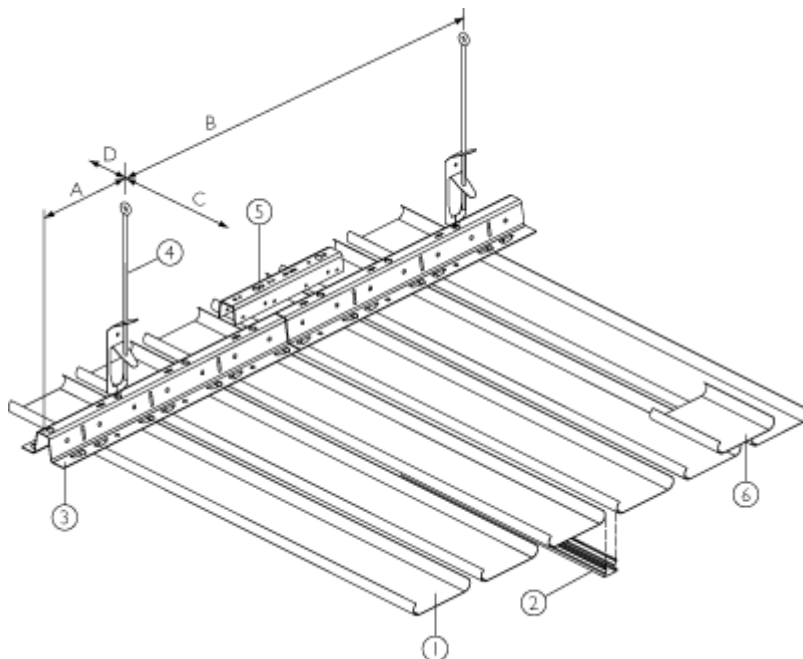


Construction Details - 84R

System overview



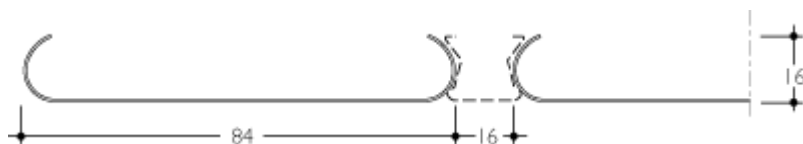
- 1= 84R panel
- 2= flush join profile
- 3= 84R carrier
- 4= rod hanger
- 5= carrier splice
- 6= panel splice

Panel type	Carrier span (mm)		Panel span (mm)			
	A	B	on 2 carriers		on 3 or more carriers	
84R	300	1700	C*	D	C*	D
			1500	150	1700	150

* Minus 200 mm in case of acoustic pads.

Characteristics

- Round edged panels with 16mm wide joints that enhance the linear appearance.
- Panels combined with join profiles provide a visually closed ceiling.



- Panels can be supplied in any length up to 6000 mm (as standard)
- Open joint system for any application requiring up to 16% open area: 16mm flush joint profile can be installed.
- Optimal acoustic control by using perforated panels with closed joints and a non-woven textile membrane bonded to the inside face.

- Panels are lightweight yet strong aluminium which can be recycled for the full 100%, requiring very little energy.

Panel	Width (mm)	Module (mm)	Min. length (mm)	Max. length (mm)	Weight panels & carriers/m ² *			
					Steel carrier		Alu. carrier	
					Excl. joins	Incl. joins	Excl. joins	Incl. joins
84R	84	100	1000	6000	1.8 kg	2.3 kg	1.7 kg	2.2 kg

* Based on panels installed on 3 or more carriers

Panels from 250 - 1000 mm and >6000 mm are available on request.

- Demountable panels allowing full access to services and equipment in plenum Carriers for non-standard modules are available.
- Panels can also be used for exterior application.
- Base Material: Luxalon® 84R panels are roll formed from 0.5 mm thick pre-painted stove enamelled aluminium strip, alloy HD5050 or equivalent (according to EN 1396 and ECCA standards)
- Coating: the tough and durable 2-layered polyester finish in a nominal thickness of approximately 20 microns, is stove enamelled in a continuous coil-coating process ensuring uniform coating thickness and absolute adhesion.

Fire behaviour

Luxalon® metal suspended ceilings are classified incombustible and will therefore not contribute to possible fires. When ceilings however need to protect the structural integrity of the building, Luxalon® ceilings offer a range of practical and tested solutions with regards to fire resistance and fire stability. Further information is available on request.

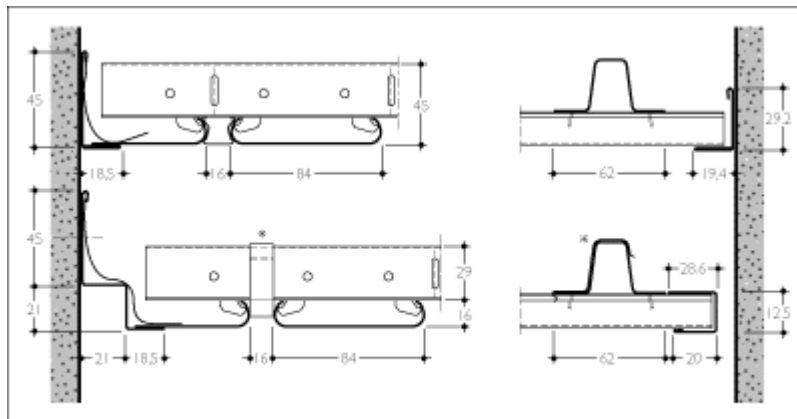
Material per sqm

	Unit	Linear 84R system
Panels	lm	10
Join profiles	lm	10
Carriers	lm	0.59
Carrier splice	pc	0.12
Suspension	pc	0.35

The required number of components depend on individual project requirements

Figures are based on maximum spans

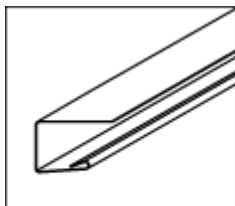
Construction details



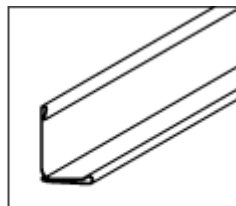
* Luxalon® fixing clip is to be used in combination with an adaptor panel.

Edge profiles

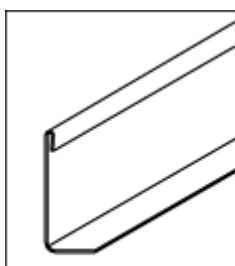
Edge profiles available for the 84R program



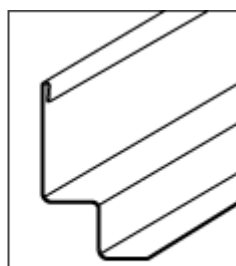
Clip-on U-profile alu
(28.6 x 19 x 20)



Wall L-profile alu
(29.2 x 19.4)



Wall L-profile Fe/Alu
(45 x 18.5)



Wall W-profile Fe/Alu
(45 x 21 x 21 x 18.5)