

Section 2. – F-Box Full-bore Drains**2.5. F-Box Full-bore BalconyDrain 1st Fix Packs****2.5.1 Definition: Full-Bore / Surface Drain (NO TRAP INCLUDED)****2.5.2 Product introduction of the BalconyDrain 1st Fix Packs**

A Floor Drain designed for ease of installation and ensuring a High Quality Finish.

The **BalconyDrain** is supplied in two easy to use packs, **1st Fix** and **2nd Fix**, for the installer/end users convenience.

The **BalconyDrain 1st Fix**, primary function is to act as a connecting reducer effectively connecting the 2nd Fix to the required plumbing pipe.

The **BalconyDrain 1st Fix** comprises of the following components: A F-Box which forms the main body of the drain which houses components to produce the end product and are available in both Horizontal and Vertical discharges with two outlet sizes (50mm and 75mm), is made from ABS plastic for durability and is impact resistant.

A special **Waterproofing Flange** which is made from ABS plastic is compatible with all conventional methods and applications of water proofing.

2 x **Round Red Dust Covers**, made from HDPE, are supplied for the protection of the F-Box & Waterproofing Flange during the construction phase.

2.5.3 Key Benefits:

- a. Agrément Certified: 2017/540 & 2017/541
- b. Easy to install ensuring a quality finish.
- c. Manufactured from Green sustainable & recyclable materials
- d. Will not corrode or rust over time (Sea Quality, perfect for both coastal and inland installations)
- e. Available in Horizontal or Vertical discharge points to choose from with two different diameter (50mm or 75mm) outlets.
- f. All primary components are manufactured from strong, impact resistant ABS plastic.
- g. The Waterproofing Flange supplied ensures adequate adhesion of waterproofing products and can be trimmed & adjusted according to the desired installation.
- h. The Round Red Dust Cover protects the F-Box unit by preventing foreign objects from obstructing it during construction.
- i. Three different options are available for your final finish supplied in 2nd Fix box.

2.5.4 Applications:

Can be used as a controlled drainage point for most applications (external and internal) which are NOT connected to a sewer line/system.

2.5.5.1. Installation: Once the desired point of installation has been selected and identified, make absolutely sure of the Finished Floor Level (FFL) before starting your installation.

PLEASE NOTE: Handle all Seaqual Products with care and store unused products and materials in a safe place.

When gluing/solvent cementing our product, use Oatey's Heavy Duty PVC Glue and allow the appropriate drying time!

- 2.5.5.1.a Read instructions and check that all components are supplied.
- 2.5.5.1.b If necessary make use of the eye lugs found on the body of the F-Box.
- 2.5.5.1.c Special care must be taken while securing the F-Box to its selected PVC outlet size, by applying the appropriate Oatey's Heavy Duty PVC Glue in conjunction with the appropriate fittings.
- 2.5.5.1.d Ensure that the F-Box is square, level and flush with the proposed screed and waterproofing finish and that the Round Red Dust Cover is securely fitted before the final concrete pour.

- 2.5.5.1.e Once the concrete has cured and the final screed has been applied with its correct falls to the drain, remove the Round Red Dust Cover in order to install the Waterproofing Flange.
- 2.5.5.1.f Apply only Heavy-Duty PVC Glue to the outlet of the Waterproofing Flange and fit it onto the F-Box while ensuring it is embedded and caulked in a cement mix, until it is flush on the surface and then fit the second Round Red Dust Cover over the Weep Holes to protect the drain during the waterproofing phase.
- 2.5.5.1.g Waterproofing can commence as soon as the cement has dried/cured and **should be done by a specialist or an authorised qualified agent.**
- 2.5.5.1.h **Commence with 2nd Fix** by selecting one of the three options available which suits the finish you require, remove the Round Red Dust Cover from the Waterproofing Flange and temporarily insert the M-sert 110 / M-sert 200 / TileGrate M-sert 200.
- 2.5.5.1.i Once the final finished floor level (FFL) has been determined of the installed screed/tiles/floor finish, trim the base of the M-sert body (if required) accordingly, so that the finished floor is flush with its top.
- 2.5.5.1.j Once all trades are completed with their work and the area surrounding the Drain is clear and dirt and dust free remove the grate from its plastic and insert into the M-sert.

Congratulations you are a proud installer/owner of another Seaqual High Quality finished product.

2.5.5.2 Alternative Non-Certified Installation: installing a selected M-Sert finish into a 110mm pipe system.

Once the desired point of installation has been selected and identified, make absolutely sure of the Finished Floor Level (FFL) before starting your installation.

- 2.5.5.2.a Select a 110 mm socket/bend (Rubber Ring) fitting of your choice which can connect the selected M-Sert to the 110mm pipe system.
- 2.5.5.2.b Connect the M-Sert / TileGrate M-Sert / 200 M-Sert into the selected fitting (using the correct sealing method, either by rubber seal or Oatey's Heavy Duty PVC Glue) and adjust while ensuring that NO dirt or debris can enter the drain while the final waterproofing / screed / tile phase commences and that it is square, level and flush with the top of the proposed slab / tile finish (FFL).
- 2.5.5.2.c Once all trades are complete with their work and the area is clean and free of dirt, remove the grate from its plastic and insert it into the M-Sert.

Emergency Overflow of Balcony

Note / Reminder: In the case where flat roofs and balconies have parapet walls, these drains should always be used in conjunction with an emergency overflow system.

2.5.6. Maintenance requirements of the drain:

NOTE: It is important to keep the Full-Bore BalconyDrain well maintained and cleaned by either the user or a plumber and should be done regularly according to a maintenance plan or when:-

- The storm/surface water has become noticeably slow while draining away
- The storm/surface water has become blocked and cannot drain away

In which case apply the following:

- 2.5.6.1 Check that debris has not formed a blockage on the Grate. If this is the case simply remove and discard the debris!
- 2.5.6.2 Remove the grate and carefully inspect the F-Box for any foreign matter
- 2.5.6.3 Clean the F-Box while ensuring that No Foreign Matter enters the Storm/Harvesting Water System
- 2.5.6.4 Test the system by flushing only Fresh Water through the drain (as it could be connected to a harvest system) and once satisfied, insert the grate

****Should any technical assistance be needed during your installation please call our help line 044 382 3484 from Monday - Thursday from 8am till 5pm and Fridays from 8am till 3pm. Alternatively send an email to tech@seaqual.co.za.****





Please contact our Head Office for alternative Product Technical Data Sheets.

Seaqual Technical Data Sheet – BalconyDrain



1. F-Box Full-Bore BalconyDrain 2nd Fix Pack Options
2. F-Box Full-Bore BalconyDrain Complete Packs 75S/O

2.5.7 F-Box Full-Bore BalconyDrain 1st Fix Product Data Table:

Product Name	WetFloor/Balcony 1 st Fix Pack 50mm Side Outlet	WetFloor/Balcony 1 st Fix Pack 50mm Bottom Outlet	WetFloor/Balcony 1 st Fix Pack 75mm Side Outlet	WetFloor/Balcony 1 st Fix Pack 75mm Bottom Outlet
Product Code	097710	097744	097779	097746
Product Image				
Total Height	104mm	133mm	105mm	135mm
Outlet Outer Diameter in mm	56mm	56mm	75mm	80mm
Outlet Inner Diameter in mm	50mm	50mm	70mm	75mm
Width at widest point	250mm x 250mm - Flange	250mm x 250mm - Flange	250mm x 250mm - Flange	250mm x 250mm - Flange
Total Weight of Product	0.395kg	0.385kg	0.424kg	0.390kg
Height Adjustable	Yes - Flange	Yes - Flange	Yes - Flange	Yes - Flange
Compatible with all Seaqual Grates	Yes	Yes	Yes	Yes
Protection Feature	Yes – Dust Cover Weep holes in flange	Yes – Dust Cover Weep holes in flange	Yes – Dust Cover Weep holes in flange	Yes – Dust Cover Weep holes in flange
Product Warranty	5 Years	5 Years	5 Years	5 Years
Product Application	Balconies, patios, outdoor showers	Balconies, patios, outdoor showers	Balconies, patios, outdoor showers	Balconies, patios, outdoor showers
Flow Rate (average)	125 L/min	95 L/min	140 L/min	115 L/min
Design Data				
Auto CAD	Yes	Yes	Yes	Yes
Revit	Yes	Yes	Yes	Yes
Packaging Data				
Packaging info	Clear plastic bag with header card	Clear plastic bag with header card	Clear plastic bag with header card	Clear plastic bag with header card
Units / Outer Box	15	15	15	15
Total Weight of Outer Box	6.625kg	6.475kg	7.210kg	6.550kg

Outer Box Dimensions in mm	520 L x 280 W x 620 H	520 L x 280 W x 620 H	520 L x 280 W x 620 H	520 L x 280 W x 620 H
Product Barcode	6009819880357	6009819880340	6009819880326	6009819880319
Outer Box Barcode	16009819880354	16009819880347	16009819880552	16009819880316

2.5.8 Terms & Conditions of Product Warranty

On the conditions appearing below Seaqual warrants that the products it manufactures are free from defect for the periods set out in Warranty Period column for use in the manner described in the Application column.

Seaquals range of products are made from different types of plastics which determines their longevity. Research into the various plastics Seaqual uses indicates that the life expectancy of the various materials ranges from 50 to 100 years and for this reason Seaqual can confidently offer the lengthy warranties set out in the schedule. Under this warranty Seaqual undertakes to replace any item that does not last for the period of the warranty provided that the following conditions are met:-

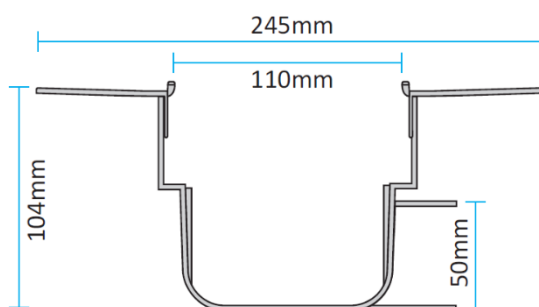
- 2.5.8.1 Any failure of the product has not been caused by abuse of the Product;
- 2.5.8.2 The Product has been correctly installed in terms of the Installation Instructions provided by Seaqual;
- 2.5.8.3 In the case of floor drains / full-bores / sumps no corrosive liquids have been poured into or through the Product;
- 2.5.8.4 The purchase receipt pertaining to the purchase of the Product or details of where purchased are provided;
- 2.5.8.5 The claim is submitted on line to the Technical Director, Seaqual (Pty) Ltd at tech@seaqual.co.za or in writing to Seaqual at 5 Fechter Street, Knysna Western Cape;
- 2.5.8.6 Photographs of the defective Product are submitted with the claim, Seaqual reserving the right to call for the defective Product itself should the photographs be insufficient evidence of any alleged defect (this within Seaquals sole discretion);
- 2.5.8.7 The claim is limited to the actual replacement of any defective product at no cost to the purchaser/claimant and does not cover any consequential losses that the purchaser may contend he or she has suffered.

NOTE: The 5 year warranty excludes any component of the product which is not manufactured by Seaqual such as the rubber seals, nuts and bolts. These items carry a 2 year warranty against manufacturer defects. Please note that Seaqual cannot be held responsible for inaccurate installation processes.

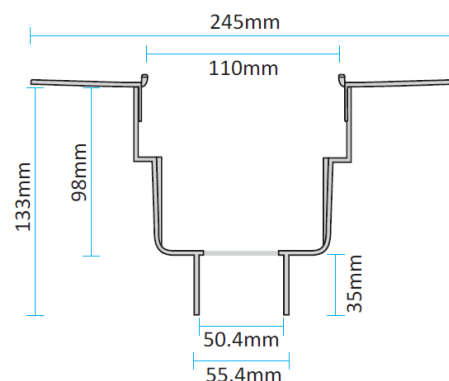
2.5.9 Drawings

Email tech@seaqual.co.za for 2D & 3D CAD / Revit Drawings of BalconyDrain 1st Fix Packs.

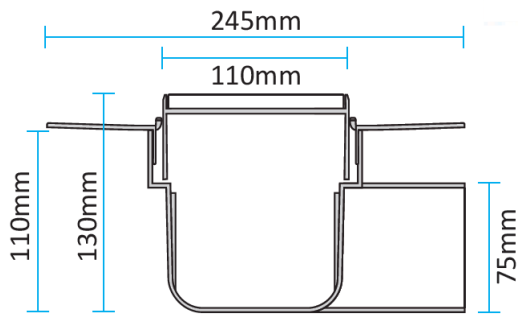
097710 - Balcony Drain 50mm S/O:



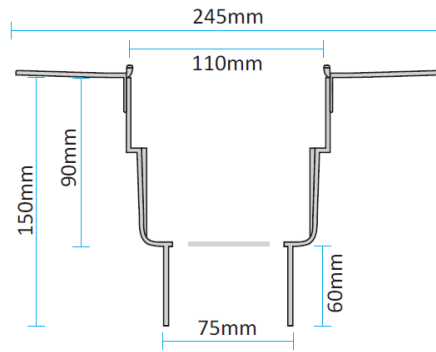
097744 – Balcony Drain 50mm B/O:



097779 – Balcony Drain 75mm S/O:



097746 – Balcony Drain 75mm B/O:



2.5.10 Certifications

Seaqual Full-Bore Drainage System

Tested and approved fit-for-purpose for use as a roof or balcony drainage system when manufactured in accordance with

CERTIFICATE 2017/540



innovative construction product assessments

Seaqual F-Box WetFloor Drainage System

Tested and approved fit-for-purpose for used as a floor drainage system when manufactured in accordance with

CERTIFICATE 2017/541



innovative construction product assessments

Seaqual (Pty) Ltd is ISO9001:2015 Certified.

WHOLLY MANUFACTURED IN SOUTH AFRICA – Tariff Heading / HS Code 3922.90.90

These products are available through most Plumbing Merchants within South Africa and can be viewed on our website: <http://www.seaqual.co.za>.

Request for quotations or placing of Orders can be sent to orders@seaqual.co.za