

**Section 1. – Universal WetFloor Drains****1.2 F-Box Floor WetFloor Drain 2<sup>nd</sup> Fix Packs****1.2.1 Definition: Wet Floor Drain with a sealed trap****1.2.2 Product introduction of the WetFloor Drain 2<sup>nd</sup> Fix Packs.**

**A Floor Drain designed, amongst others for ease of installation and ensuring a High Quality Finish.**

The **WetFloor Drain 2<sup>nd</sup> Fix** primary function is to be installed during the final finishing phase ensuring the High Quality Finish.

The **WetFloor Drain 2<sup>nd</sup> Fix Pack** is quality checked and sealed in a box in the 1<sup>st</sup> Fix Pack and comprises of the following: A Well made of polypropylene which forms the base of the 75 mm deep trap. A Well Cap made of ABS which fits securely over the Well and is responsible in preventing odours from escaping from the drain. M-sert made of ABS plastic, which houses a Square Red Dust Cover which is made from HDPE, supplied for the protection of the complete drain during the final construction phase. An attractive aesthetically pleasing satin finished, 316 graded stainless steel, grate which is the final step to achieving a High-Quality Finish.

We have 21 grates which are available on special order. Three of these grates are manufactured in 316 stainless steel with an option of a Square Hole, Round Hole, 2 are manufactured in 304 Stainless Steel with an option of Square Hole & can be powder coated Matt Black or fifteen (15) all-in-one moulded grates which are manufactured from ABS plastic for its durability, impact and scratch resistance and are finished in various colours and designs to get the ultimate finish of your choice.

**1.2.3 Key Benefits:**

- a. Certified by Agrément SA Cert no: 2017/541
- b. Easy to install ensuring a quality finish.
- c. Manufactured from ABS plastic for its durability, impact and scratch resistance properties.
- d. Flow rate 48 litres per minute.
- e. The M-sert is height adjustable to obtain an optimal flush finish with the desired finish (tiles/screed etc).
- f. The Well & Well Cap are height adjustable should the M-sert needed to be adjusted.
- g. The Square Red Dust Cover, which fits onto the M-sert, protects the complete drain by preventing foreign objects from obstructing it during the final finishing phase.
- h. Entire drain is manufactured from Green sustainable & recyclable materials.

**1.2.4 Applications**

- For use with all types of Plumbing Systems requiring a deep seal Trap: 1-Pipe. 2-Pipe & single stack systems.
- Can be installed as a controlled sealed drainage point for most / all applications (internal and external). However, when it is not installed with intentions to use as a trap, for example when it is not connected to a vented sewer line, simply **Do Not** install the Well Trap and recycle it!
- Can be used as a controlled sealed drainage point for most/all applications (external and Internal) where a sealed trap and waterproofing is required.

**1.2.5. Installation**

**Once the desired point of installation has been selected and identified, make sure of the Finished Floor Level (FFL) before starting your installation.**

**PLEASE NOTE: Handle all Seaqual Products with care and store unused products and materials in a safe place. When gluing our product preferably use Oateys Heavy Duty PVC Glue and allow the appropriate drying time.**

**WetFloor 1<sup>st</sup> Fix Installation**

- 1.2.5.1 Prior to the WetFloor 2<sup>nd</sup> Fix installation, purchase and install the WetFloor Drain 1<sup>st</sup> Fix according to manufacture installation instructions below
- 1.2.5.2 Read installation instructions and check that all components are supplied.
- 1.2.5.3 If necessary, make use of the eye lugs found on the body of the F-Box.
- 1.2.5.4 Special care must be taken while securing the F-Box to its selected PVC outlet size, by applying the appropriate Oateys Heavy Duty Glue in conjunction with the appropriate fittings.
- 1.2.5.5 Ensure that the F-Box is square, level and flush with the proposed screed and waterproofing finish and that the Round Red Dust Cover is securely fitted before the final concrete pour.
- 1.2.5.6 Once the concrete has cured and the final screed has been applied with its correct falls to the drain, remove the Round Red Dust Cover in order to install the Waterproofing Flange.

### **WetFloor 2<sup>nd</sup> Fix Installation**

- 1.2.5.7 **Commence with 2<sup>nd</sup> Fix** by selecting one of the three options available which suits the finish you require remove the Round Red Dust Cover from the Waterproofing Flange and temporarily insert the M-sert 110 / M-sert 200 / TileGrate M-sert 200.
- 1.2.5.8 Once the final finished floor level has been determined by the tiles layer and or a pre-determined height, trim the body/base of the M-sert accordingly so that the finished floor is flush with its top.
- 1.2.5.9 If the M-sert has been reduced by more than 25 mm you may need to reduce the height of the Well & Well Cap. This can easily be done by cutting equal selected measurement of both the Well and the of the Well Cap by making use of the fine lines provided on each member which are depicted in 5mm increments. Note the Well & Well Cap must only be adjusted if the M-sert is adjusted.
- 1.2.5.10 Once all trades are completed with their work and the area surrounding the Drain is clear and are dirt and dust free, Insert the apply a small amount of plumbers lube to the "O" Ring of the Well" (which forms the base of the Water Trap) and insert it into the F-Box creating a snug fit.
- 1.2.5.11 Insert the Well Cap over and onto the Well ensuring a snug fit.
- 1.2.5.12 Lastly remove the grate from its plastic and insert into the M-sert.

**Congratulations, you are a proud installer / owner of another High Quality finished Seaqual product.**

### **1.2.6 Maintenance requirements of the drain:**

**Unblock, Clean & Maintain your Shower Drain:**

[https://www.youtube.com/watch?v=WexEwy\\_XOLE](https://www.youtube.com/watch?v=WexEwy_XOLE)

**NOTE: It is important to keep the WetFloor Drain well maintained and cleaned by either the user or a plumber and should be done regularly according to a maintenance plan when: -**

- The shower / surface water has become noticeably slower when draining away.
- The shower / surface water has become blocked and cannot drain away.

**In which case, apply the following:**

- 1.2.6.1 Check that debris and now formed a blockage on the Grate. If this is the case, simply remove the debris and discard.
- 1.2.6.2 Remove the grate and carefully inspect the Well Trap (Well and Well Cap combined) situated within the F-Box for any foreign matter (e.g., hair, soap / greasy residue etc.)
- 1.2.6.3 Remove the Well Trap and remove the blockage then clean with warm soapy water.
- 1.2.6.4 Clean the F-Box.
- 1.2.6.5 Insert the clean Well Trap.
- 1.2.6.6 Test the system by flushing water through the drain and once satisfied, insert the grate.
- 1.2.6.7 Should the problem persist, please call your local Plumber for additional assistance as there may be a blockage further down the drainage line.

# Seaqual Technical Data Sheet – WetFloor Drain

**\*\* Should any technical assistance be needed during your installation, please call our help line +27 (0)44 382 3484 from Monday – Thursday 8am till 5pm & Fridays from 8am till 2pm.**





**Alternatively send an email to [tech@seaqual.co.za](mailto:tech@seaqual.co.za) \*\***

**Please contact us for alternative Product Technical Data Sheets.**

1. WetFloor Drain 1<sup>st</sup> Fix Pack Options
2. WetFloor Drain Complete Options
3. LoLo Drain Options

## 1.2.7 F-Box WetFloor 2<sup>nd</sup> Fix Product Data Table:

### 1.2.7.1 Table A – Product Data


Product Name	WetFloor 2 <sup>nd</sup> Fix Pack – Colour ABS	WetFloor 2 <sup>nd</sup> Fix Pack – Steel Grate	WetFloor 2 <sup>nd</sup> Fix Pack – Steel Grate 200	WetFloor 2 <sup>nd</sup> Fix Pack – TileGrate
Product Code	See variation table below (p4)	097727 / 097726	097730	097729
Product Image				
Total Height	96 mm	96 mm	96 mm	114 mm
M-Sert Outer Diameter in mm	110 mm	110 mm	110 mm	110 mm
M-Sert Inner Diameter in mm	106 mm	106 mm	106 mm	106 mm
Width at widest point	110 mm x 110 mm	110 mm x 110 mm	200 mm x 200 mm	200 mm x 200 mm
Total Weight of Product	0.345kg	0.385kg	0.630kg	0.380kg
Height Adjustable	Yes	Yes	Yes	Yes
Protection Feature	Yes – Dust Cover	Yes – Dust Cover	Yes – Dust Cover	Yes – Dust Cover
Product Warranty	5 Years	5 Years	5 Years	5 Years
Product Application	Showers, Bathroom, Kitchen Floors – any area requiring a trapped drain.	Showers, Bathroom, Kitchen Floors – any area requiring a trapped drain.	Showers, Bathroom, Kitchen Floors – any area requiring a trapped drain.	Showers, Bathroom, Kitchen Floors – any area requiring a trapped drain.
Flow Rate (average)	48 L/min	48 L/min	48 L/min	48 L/min
<b>Design Data</b>				
Auto CAD	Yes	Yes	Yes	Yes
Revit	Yes	Yes	Yes	Yes
<b>Packaging Data</b>				
Packaging info	Clear plastic bag with header card	Clear Acetate Box	Clear plastic bag with header card	Clear plastic bag with header card
Units / Outer Box	10	10	18	10

## Seaqual Technical Data Sheet – WetFloor Drain

<b>Total Weight of Outer Box</b>	3.55 kg	3.95 kg	11.44 kg	3.98 kg
<b>Outer Box Dimensions in mm</b>	520mm x 280mm x 620 mm	520mm x 280mm x 620 mm	520mm x 280mm x 620 mm	520mm x 280mm x 620 mm
<b>Product Barcode</b>	See table Below	6009819880531/ 6009819880524	6009880161836	6009801767178
<b>Outer Box Barcode</b>	N/A	16009819880538 16009819880521	16009880161833	16009801767175

1.2.7.2 Table B – Variation Table

<b>Picture of Product</b>				
<b>Product Code</b>	097711 – White	097712 – Light Grey	097713 – Dark Grey	097714 – Charcoal Black
<b>Barcode</b>	6009819880371	6009819880388	6009819880395	6009819880401
<b>Picture of Product</b>				
<b>Product Code</b>	097715 – Ivory	097716 – Travertine	097717 – Cream	097718 – Beige
<b>Barcode</b>	6009819880418	6009819880425	6009819880432	6009819880449
<b>Picture of Product</b>				
<b>Product Code</b>	097719 – Caramel	097720 – Mustard	097721 – Light Brown	097722 – Terracotta
<b>Barcode</b>	6009819880456	6009819880463	6009819880470	6009819880487
<b>Picture of Product</b>				
<b>Product Code</b>	097723 – Dark Brown	097724 – Olive Green	097725 – Royal Blue	097731 – Powder Coated Matt Black
<b>Barcode</b>	6009819880494	6009819880500	6009819880517	6009880161300

Picture of Product	
Product Code	097732 – Powder Coated Matt Black 200
Barcode	6009880161317

### 1.2.8 Terms & Conditions of Product Warranty

On the conditions appearing below Seaqual warrants that the products it manufactures are free from defect for the periods set out in Warranty Period column for use in the manner described in the Application column.

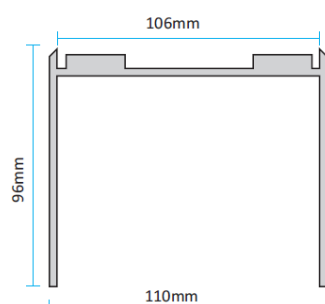
Seaquals range of products are made from different types of plastics which determines their longevity. Research into the various plastics Seaqual uses indicates that the life expectancy of the various materials ranges from 50 to 100 years and for this reason Seaqual can confidently offer the lengthy warranties set out in the schedule. Under this warranty Seaqual undertakes to replace any item that does not last for the period of the warranty provided that the following conditions are met:-

- 1.2.8.1 Any failure of the product has not been caused by abuse of the Product;
- 1.2.8.2 The Product has been correctly installed in terms of the Installation Instructions provided by Seaqual;
- 1.2.8.3 In the case of floor drains / full-bores / sumps no corrosive liquids have been poured into or through the Product;
- 1.2.8.4 The purchase receipt pertaining to the purchase of the Product or details of where purchased are provided;
- 1.2.8.5 The claim is submitted on line to the Technical Director, Seaqual (Pty) Ltd at [tech@seaqual.co.za](mailto:tech@seaqual.co.za) or in writing to Seaqual at 5 Fechter Street, Knysna Western Cape;
- 1.2.8.6 Photographs of the defective Product are submitted with the claim, Seaqual reserving the right to call for the defective Product itself should the photographs be insufficient evidence of any alleged defect (this within Seaquals sole discretion);
- 1.2.8.7 The claim is limited to the actual replacement of any defective product at no cost to the purchaser/claimant and does not cover any consequential losses that the purchaser may contend he or she has suffered.

**NOTE: The 5 year warranty excludes any component of the product which is not manufactured by Seaqual such as the rubber seals, nuts and bolts. These items carry a 2 year warranty against manufacturer defects. Please note that Seaqual cannot be held responsible for inaccurate installation processes.**

### 1.2.9 Technical drawings

Email [tech@seaqual.co.za](mailto:tech@seaqual.co.za) for 2D & 3D CAD or Revit Drawings of WetFloor Drain 2<sup>nd</sup> Fix Packs.



### 1.2.10 Certifications



Seaqual (Pty) Ltd is ISO9001:2015 Certified.

**WHOLLY MANUFACTURED IN SOUTH AFRICA – Tariff Heading / HS Code 3922.90.90**

These products are available through most Plumbing Merchants within South Africa and can be viewed on our website: <http://www.seaqual.co.za>.

Request for quotations or placing of orders can be sent to [orders@seaqual.co.za](mailto:orders@seaqual.co.za)